



UNDER THE AUSPICES OF THE

Senato della Repubblica

Camera dei Deputati

Ministero degli Affari Esteri e della Cooperazione Internazionale

Ministero della Salute

Istituto Superiore della Sanita'

Consiglio Nazionale delle Ricerche

Consiglio Generale degli Italiani all'Estero

Governor of the State of Texas

Mayor of the City of Dallas and the Dallas City Council



In Cooperation with

Consulate General of Italy in Houston

Presents:

THE 13TH CONFERENCE OF ITALIAN RESEARCHERS IN THE WORLD

December 1st, 2018

Richland College Sabine Hall #118

12800 Abrams Road

Dallas, Texas 75243

Welcome to all Participants



The Planning Committee is honored to welcome you to the 13th Conference of Italian Researchers in the World. This event, in its inaugural year, was held in Dallas, and we are pleased to bring it back to the Dallas Metroplex for this edition. Our program once again showcases the outstanding work of Italian researchers not only within our own region but also around the world in areas of science, medicine, technology, education, and the humanities. Our greatest challenge, as always, is to compress so much significant research into a single day! Founded by Vincenzo Arcobelli, Comitato Tricolore per gli Italiani nel Mondo (CTIM), and Comites ~ Houston, and with the support of the Office of the Consulate General of Italy ~ Houston, the Conference has, throughout its history, put the spotlight on the work of hundreds of researchers in countless areas of new and innovative study. There has been recognition not only among colleagues but also, through the national and international media, to a larger worldwide audience.

A sincere thank you to all who have supported the Research Conference through the years, whether through planning, participation, or patronage. This event is truly a team effort. Most of all, we are grateful for the researchers and scientists who continue to persevere in the never-ending quest for knowledge and who are willing to share that knowledge with us in this forum. You are all inspirations to those who continue to learn, to explore, to teach, and to strive to make this world a better place for all.

The Planning Committee hopes you enjoy the Research Conference and find it enriching as well as beneficial. We thank you for being here and hope to see you again at the next Conference!

Organizing Committee 13th Conference of Italian Researchers in the World



Comitato Tricolore per gli Italiani nel Mondo

Associazione fondata nel 1968 da Mirko Tremaglia

Il Presidente

MESSAGGIO DI SALUTO

Desidero rivolgere il più caloroso saluto a tutti i partecipanti alla Conferenza dei Ricercatori Italiani nel Mondo, giunta alla tredicesima edizione, che si svolge a Dallas, città da dove parti' questo lungo ciclo di manifestazioni, e la cui organizzazione è stata resa possibile anche quest'anno in occasione del cinquantesimo anniversario dalla fondazione del CTIM, ed al COM.IT.ES in collaborazione con il Consolato Generale d'Italia di Houston, rappresentando una preziosa occasione per riconoscere e valorizzare il lavoro dei nostri talenti scientifici e professionisti italiani sparsi nel mondo, nonché nel poter potenziare il loro networking.

Considero questo evento, un'ulteriore opportunità di promuovere l'identità italiana fuori dai confini nazionali, che assieme alla lingua e la cultura sono di primaria e significativa importanza, e simbolo dell'orgoglio italiano.

Da parte della nostra organizzazione di cui mi onoro di presiedere, continueremo attraverso l'innovazione e la determinazione di sempre, nel promuovere il grande patrimonio artistico, culturale e scientifico dell'Italia e degli Italiani ovunque essi risiedano. Sottolineo di come "l'altra Italia", questa enorme miniera, sia stata sotto utilizzata e non ancora sfruttata positivamente da tutti i governi italiani che si sono succeduti fino ad oggi. Dobbiamo essere realisti e cercare di sensibilizzare e sollecitare tutte le parti in causa dal punto di vista governativo e delle istituzioni, per poter raggiungere obiettivi comuni per il bene dell'Italia e degli Italiani.

I nostri connazionali ovunque siano emigrati hanno dimostrato di essersi integrati e di aver contribuito alla crescita dei Paesi ospitanti. Tra questi certamente un importantissimo ruolo è stato quello dei ricercatori italiani che attraverso i loro progetti e le ricerche hanno migliorato la qualità della vita ed il futuro della società moderna. Bisogna credere, e sostenere queste eccellenze nella loro missione.

Infine, a nome di tutto il CTIM desidero ringraziare il comitato organizzatore, per l'impegno e dedizione nel portar avanti questa manifestazione, i collaboratori, le autorità presenti e tutti i partecipanti.

Auguro a tutti i ricercatori, buon lavoro ed i migliori successi!

Vincenzo Arcobelli





Comitato Tricolore per gli Italiani nel Mondo

Associazione fondata nel 1968 da Mirko Tremaglia

sito: www.comitatotricolore.org
e-mail: segreteriactim@gmail.com

XIII CONFERENZA DEI RICERCATORI ITALIANI NEL MONDO

Messaggio del Segretario Generale Roberto Menia

E' per me davvero un onore e un piacere rivolgere il saluto del Comitato Tricolore per gli Italiani nel Mondo ai convenuti per la tredicesima edizione della Conferenza dei Ricercatori Italiani nel Mondo.

Non sono le parole spesso banali e scontate di ciò che si "deve" dire per esigenze di rito e protocollo: è invece l'espressione di un ringraziamento e di un pensiero, pronunciati quasi sottovoce, per la consapevolezza ed il rispetto a cui si è naturalmente indotti verso chi scala le vette e raggiunge i traguardi dello sviluppo scientifico, generando progresso e benessere per tutti.

Ho avuto modo di conoscere donne e uomini che lavorano nelle Università e negli Enti di Ricerca e che credono nella ricerca scientifica come missione etica al servizio del futuro del nostro Paese. E so che lo stesso sentimento anima i tanti che inseguono la stessa missione lontani dall'Italia e la onorano in ogni angolo del mondo.

Se è indubbio che il nostro Paese destini una quota troppo bassa delle sue risorse finanziarie alla ricerca e allo sviluppo, se è vero, anche e purtroppo, che il fenomeno della "fuga dei cervelli" non accenna a fermarsi o perlomeno decrescere, è altrettanto giusto considerare che nessuno li accoglierebbe se non fossero cervelli preparati e competitivi. La ricerca italiana è infatti straordinariamente e sempre in prima linea, vivace, curiosa, vincente: oggi, attraverso questa Conferenza, lo state dimostrando ancora una volta.

Grazie davvero per ciò che fino ad oggi avete saputo creare, grazie per quello che saprete mettere in campo per il futuro, grazie per la vostra testimonianza di italianità.

Buon lavoro e buona fortuna!

On. Roberto Menia

Roma, 1 dicembre 2018



STATE OF TEXAS
OFFICE OF THE GOVERNOR

Greetings:

As Governor of Texas, I am pleased to welcome you all to the 13th Conference of Italian Researchers in the World in Dallas.

The Lone Star State boasts a rich cultural heritage, reflecting a diverse and talented population from all walks of life, each of whom contributes to our state's economic success.

Texas has long been deeply influenced by individuals of Italian descent. Today, Italian Americans continue to play a prominent role in Texas by forging new frontiers on multiple fronts, from education to business to the arts.

I would like to commend CTIM on its 50th anniversary. This forum will provide you with great opportunities to network, share expertise, and discuss ways to meet the demands of the future. Communities across Texas, in Italy and around the world will benefit from your work. I have every expectation that this conference will be a great success.

First Lady Cecilia Abbott joins me in sending best wishes for an enjoyable and informative conference.

Sincerely,

Greg Abbott
Governor

MICHAEL S. RAWLINGS
Mayor of Dallas



December 1, 2018

Greetings!

On behalf of the City of Dallas and the Dallas City Council, it gives me great pleasure to extend our best wishes for a very successful 13th annual Conference of Italian Researchers in the World at Richland College.

Dallas and its surrounding cities are rich in ethnic and cultural diversity, and the contributions of each community are vital to building a world-class international region. This celebration honors the achievements and contributions made by people of Italian heritage in every area of our lives.

The City of Dallas proudly recognizes the contributions that Italian community members make to our region through cultural, economic, and many other channels. We are truly fortunate to have such active and engaged groups here in the Dallas/Fort Worth area.

Best wishes for a successful and memorable event!

Sincerely,



Michael S. Rawlings
Mayor

OFFICE OF THE MAYOR CITY HALL 1500 MARILLA ST., 5EN DALLAS, TEXAS 75201

*Senato della Repubblica
Il Presidente*

**TREDICESIMA CONFERENZA "RICERCATORI ITALIANI NEL MONDO"
COMITATO TRICOLORE PER GLI ITALIANI NEL MONDO**

MESSAGGIO DI SALUTO DEL PRESIDENTE DEL SENATO

Gentile Presidente Arcobelli,

nell'inviarle il mio personale saluto e quello del Senato della Repubblica in occasione della tredicesima conferenza dei "Ricercatori italiani nel mondo", desidero rinnovarle - a pochi giorni dalla celebrazione dei 50 anni dalla fondazione del Comitato Tricolore per gli italiani nel mondo - un plauso per le meritorie e strategiche iniziative messe in campo dalla vostra associazione.

Dopo aver con successo portato avanti il progetto "dell'anagrafe dei Ricercatori italiani nel mondo", il vostro impegno dimostra che l'intuizione che portò l'on. Tremaglia a dedicare gran parte della sua vita, non solo politica, alla causa dei nostri connazionali all'estero, è più che mai attuale.

*Senato della Repubblica
Il Presidente*

I ricercatori rappresentano infatti un'eccellenza di cui il dobbiamo andare fieri, sono i primi testimoni dell'italianità e un vero e proprio valore aggiunto per la comunità nazionale.

Le loro storie, le loro conquiste, la loro affermazione professionale è la migliore prosecuzione di quella storia millenaria che ha sempre riservato agli italiani un ruolo chiave nel dibattito culturale e scientifico in tutti gli angoli del pianeta.

La fattiva collaborazione con il Comitato degli italiani all'estero e con il Consolato Generale d'Italia a Houston dimostra inoltre la vostra ormai conclamata capacità di fare sistema, a sostegno delle istanze di tutti gli italiani, ovunque si trovino.

Nel formularvi i migliori auguri per la riuscita della conferenza, invio a tutti i partecipanti il mio più affettuoso saluto.



SENATO DELLA REPUBBLICA

Servizio di Questura e del Cerimoniale

Roma, 23 NOV. 2018
Prot. n. 4967

Gentile Presidente,

in riferimento alla lettera dello scorso 12 ottobre, ho il piacere di comunicare che il Signor Presidente è lieto di concedere il patrocinio del Senato in occasione della XIII Conferenza dei "Ricercatori italiani nel Mondo", che si terrà il prossimo 1° dicembre a Dallas (USA).

Specificando che la formula corretta da utilizzare è "patrocinio del Senato della Repubblica", ricordo che i patrocini vengono concessi per singole manifestazioni e di conseguenza non sono mai a tempo indeterminato.

Per qualsiasi chiarimento (dall'ordine con il quale elencare i patrocini ottenuti all'invio delle bozze di stampa dove la concessione del riconoscimento sia menzionata) può rivolgersi ai numeri 06-67062225; fax 06-67063492; e-mail cerimoniale@senato.it.

Cordialmente,


Il Direttore del Servizio di Questura e del Cerimoniale
(Francesco Pappalardo)

Vincenzo ARCOBELLI
Presidente del Comitato Tricolore
per gli italiani nel Mondo

K:\CERIMONIALE - DOCUMENTI\LETTERE INVIATE\PRESINT\SPAT_01.doc



Al Ministro della Salute

Roma, 30 NOV, 2018

18/CONS/GG/DC/18

Gentile Presidente,

voglio, innanzitutto, ringraziarLa per il gradito invito a intervenire alla tredicesima conferenza dei "Ricercatori Italiani nel Mondo", che si terrà il prossimo 1° dicembre.

Prendere parte a questo evento mi avrebbe consentito di incontrare molti dei tanti italiani che lavorano all'estero nei diversi campi della ricerca e, soprattutto, di ribadire il mio personale impegno ad offrire ai nostri ricercatori concrete possibilità di proseguire le proprie attività nel nostro Paese; purtroppo, non mi sarà possibile.

Mi preme, comunque, farLe giungere il mio sincero auspicio per una felice riuscita della manifestazione, nonché augurare buon lavoro a tutti coloro i quali vi parteciperanno.

Giulia Grillo

Comm. Vincenzo Arcobelli
Pres. CTIM / Cons. CGIE
vincenzoarcobelli@gmail.com

MODULARIO
SALUTE - 18

0010747-15/11/2018-GAB-GAB-P
MOD. 18 U.G.

Ministero della Salute

Ufficio di Gabinetto

Ministero della Salute
GAB

0010747-P-15/11/2018

I.S.b. b/2018/4786

305978937

Comm. Vincenzo Arcobelli
Presidente Comitato Tricolore
per gli Italiani nel Mondo

vincenzoarcobelli@gmail.com

e, p.c.

Presidenza Consiglio Ministri
Ufficio del Cerimoniale
Roma

cerimonialedistato@pec.governo.it

Con riferimento alla richiesta pervenuta allo scrivente Ufficio, si comunica la concessione del patrocinio del Ministero della Salute *con esclusione del Logo* alla 13° Edizione della Conferenza "Ricercatori Italiani nel Mondo" in programma a Dallas (Texas) il 1° dicembre 2018.

Al riguardo si precisa che la concessione del patrocinio di cui sopra, secondo i criteri adottati da questo Ministero, non è estendibile a eventuali sponsorizzazioni e/o spazi pubblicitari e commerciali, nonché ad operazioni finanziarie connesse all'iniziativa.

Si formulano i migliori auguri per la riuscita dell'iniziativa.

Il Vice Capo di Gabinetto
(Dott. Achille Iacolino)

MINISTERO DELLA SALUTE - DIREZIONE GENERALE SANITÀ PUBBLICA - ROMA

*Istituto Superiore di Sanità*

IL PRESIDENTE

00187 ROMA

VALE REGINA ELENA, 299

09.11.2018

Pc 790/18

Comm. Vincenzo Arcobelli
Presidente
Comitato Tricolore per gli Italiani nel
Mondo (C.T.I.M.)
Console
Consolato Generale d'Italia a Houston
(CGIE)

vincenzoarcobelli@gmail.com

Gentile Presidente,

ho molto gradito il Suo cortese invito alla "Tredicesima Conferenza dei Ricercatori Italiani nel Mondo", che si svolgerà a Dallas in Texas il 1 dicembre p.v.

Sono spiacente di comunicarLe che i numerosi impegni istituzionali connessi al mio ruolo di Presidente dell'Istituto Superiore di Sanità non mi consentiranno di essere presente.

Sono lieto di assicurare il patrocinio dell'Istituto Superiore di Sanità a questo importante e prestigioso evento, che anche quest'anno sottolinea l'importanza di sostenere lo scambio interculturale e il confronto in ambito internazionale, di stimolare l'innovazione e valorizzare i preziosi talenti presenti tra i nostri ricercatori residenti all'estero, che operano in settori diversi ma che sono tutti accomunati dalla medesima volontà di favorire la trasmissione dei nuovi risultati della ricerca al mondo produttivo.

Augurando all'evento il meritato successo, mi è gradita l'occasione per porgere i miei più sinceri auguri di un sereno e proficuo lavoro a Lei e a tutti i partecipanti all'evento.

Con molti cordiali saluti.

Walter Ricciardi



Consiglio Nazionale delle Ricerche

IL PRESIDENTE

23 OTT. 2018

REP. N° 491

Dott. Vincenzo Arcobelli

Pres.CTIM / Cons.CGIE

972-365-9310

vincenzoarcobelli@gmail.com

Pregiatissimo Dott. Arcobelli,

faccio seguito alla Sua richiesta per confermarLe il patrocinio non oneroso del Consiglio Nazionale delle Ricerche alla "XIII Conferenza dei ricercatori italiani nel mondo" che si terrà a Dallas (Texas) il 1 dicembre 2018.

Nell'augurare il massimo successo all'iniziativa, colgo l'occasione per porgere i migliori saluti.

Prof. Massimo Inguscio



**Circonscrizione Consolare di Houston (Texas, Oklahoma, Louisiana e
Arkansas)**

28 Novembre, 2018

Anche io in qualità di presidente del COM.IT.ES di Houston, desidero formulare le mie più vive congratulazioni per la prossima Conferenza dei Ricercatori Italiani nel Mondo, giunta alla sua XIII edizione. La longevità e qualità di questa Conferenza confermano l'importanza che l'evento ha saputo acquisire nel corso degli anni e la tenacia e la capacità di fare sistema del Comitato organizzativo.

Pertanto intendo ringraziare vivamente il Comitato per aver colto l'importanza della valorizzazione delle eccellenze italiane nella ricerca in un contesto che oramai si è allargato oltre i confini della circoscrizione consolare ed è diventato mondiale!

Vorrei quindi formulare i migliori auguri per tutti i ricercatori presenti fisicamente e in connessione virtuale per uno svolgimento proficuo dei lavori incoraggiandoli a proseguire nel percorso intrapreso avendo a mente il progresso globale dell'umanità tutta e le parole del Ministro Tremaglia:

“ Ovunque è un italiano là è il tricolore. ”

Distinti Saluti,

Valter Della Nebbia
Presidente COM.IT.ES-Houston



Consiglio Generale degli Italiani all'Estero
Segretario Generale

Alla cortese attenzione del
Presidente del COMITES di Houston
Valter Della Nebbia
USA – Houston

Roma, 22 ottobre 2018

Gentile Presidente Della Nebbia, caro Valter

ho ricevuto la Tua corrispondenza del 18 ottobre u.s. con la richiesta del patrocinio gratuito del Consiglio Generale degli Italiani all'Estero alla XIII Conferenza dei Ricercatori Italiani nel Mondo, organizzata dal Comites di Houston e che si terrà il 1 dicembre 2018 presso il *Richland College* di Dallas.

E con piacere che il Consiglio Generale degli Italiani all'Estero accoglie la richiesta e concede il patrocinio alla lodevole iniziativa, che nello spirito e nella pratica tiene alto il nome dell'Italia, in particolare in un ambito in cui le capacità dei singoli ricercatori e degli scienziati danno lustro alla nostra reputazione nonostante le difficoltà strutturali del nostro Paese.

La scienza e la ricerca costituiscono un settore in cui le eccellenze italiane seminano progresso e spesso si spendono con uno spirito pionieristico, che ci onora e ci rende orgogliosi di appartenere ad una Comunità generosa e gioiosa, capace di distinguersi in qualsiasi parte del mondo.

Caro Presidente, faccio i migliori auguri a Te e ai protagonisti della XIII Conferenza per questa interessante iniziativa.

Il Segretario Generale CGIE
Michele Schiavone

Ministero degli Affari Esteri e della Cooperazione Internazionale - P.le della Farnesina, 1 00135 Roma
Michele Schiavone priv. Torggelgasse 8, 8274 Tägerwilten, Svizzera
michele.schiavone@sunrise.ch phone 0041 76 571 1945
cgie.segreteria@esteri.it tel. +39 06 36912831



MIAMI SCIENTIFIC
ITALIAN COMMUNITY

The President

Miami, 16 Novembre 2018

Gent.mo Presidente Arcobelli,

nell'inviarLe il mio personale saluto e quello della Comunità Scientifica Italiana nel South East, in occasione della 13ma Conferenza dei Ricercatori Italiani nel Mondo, desidero complimentarmi per l'ottima iniziativa e ringraziarLa per la possibilità che darete a tutti noi, di "fare sistema" negli USA.

Il ripensamento del sapere necessario per impartire la formazione avanzata, il flusso di energie e di idee rappresentato dalle generazioni di studenti, sono la base indispensabile per far progredire la ricerca nei settori più avanzati. Alla luce di ciò, è necessario che il mondo universitario, soprattutto quello della ricerca di base, riconosca il valore del trasferimento tecnologico non come "sottofunzione", ma come uno degli scopi della ricerca stessa.

Il trasferimento tecnologico e la valorizzazione dei risultati della ricerca applicata stanno acquisendo un ruolo sempre più rilevante nelle dinamiche di sviluppo dei sistemi economici e sociali moderni, specie per un tessuto industriale, come il nostro, caratterizzato dalla forte presenza di piccole e medie imprese. La necessità di promuovere il trasferimento dell'innovazione tecnologica dal mondo della Ricerca a quello dell'Industria si è fatta sempre più pressante, anche alla luce della crescente globalizzazione dei mercati.

Per le Piccole e Medie Imprese, che generalmente non dispongono di valide strutture di ricerca, l'acquisizione di nuove tecnologie è di vitale importanza al fine di poter conseguire o mantenere una posizione di competitività sui mercati nazionali ed internazionali.

La brillante intuizione di agevolare la creazione di network informativi istituzionali Italia-USA su temi ed opportunità offerti dai rispettivi mercati, intercettare e condividere nuovi modelli di business e strategie innovative e generare processi di outgoing ed incoming presidiando stabilmente il territorio USA, coinvolgendo i nostri ricercatori, mi onora e dà lustro alla Sua organizzazione.

Per questo Noi ci saremo!!

Fabio De Furia

1680 Michigan Avenue, Suite 700 Miami Beach, FL 33139 P: +1 305-707-4175 mail: info@miamisic.org

PROGRAM



PROGRAM**XIII Conference of Italian Researchers in the World**
December 1st, 2018

Room #118 Sabine Hall, Richland College, 12800 Abrams Road, Dallas, TX, 75243

8:30 am-9:00 am

National Anthems and Welcome Messages

Maryann Webster, Comites Houston - announces the opening of the 13th Edition officially, calls for the national anthems;

Vincenzo Arcobelli, President CTIM/ Cons. CGIE;

Valter Della Nebbia, President Comites -Houston;

Federico Ciattaglia, Italian Consul General, Houston;

Susan Barkley, Executive Dean Richland College

9:00 am-11:30 am**Medicine I**

Moderator: Sara Bravaccini

Therapeutic Opportunities for Glioblastoma: Focus on Tp53

Sara Piccirillo

Application of Microsurgical Techniques in Reconstructive Surgery

Robert Ippolito

The “Inorganic” Side of Life: the Fascinating Chemistry of Metals in Biological Systems

Gabriele Meloni

Skype connection with Philadelphia

The Impact of Environment and Lifestyle in Human Disease / Nutrition and Health

Antonio Giordano, Carlo Astarita, Carmelina Antonella Iannuzzi, Iris Maria Forte

Metabolomics: the Search for Biomarkers to Diagnose Rare and Common Disease

Teodoro Bottiglieri

Allopregnanolone Biomarker Axis: Towards a Blood-based Test to Predict, Diagnose and Treat PTSD more Efficaciously

Graziano Pinna

Survival and Cardiovascular Outcomes of Patients with Secondary Mitral Regurgitation

Anna Sannino

Heart Failure with Preserved Ejection Fraction: a Novel Model and a Novel

Comitato degli Italiani all’Estero

Page 18

Pathogenetic Mechanism

Gabriele G. Schiattarella

11:30 am-12:45 pm

Medicine II

Moderator: Graziano Pinna

Skype connection with Philadelphia

Role of Heme Oxygenase 1 in Glioblastoma Cell Proliferation and Progression

Carlo Castruccio Castracani

Differentiation of Pluripotent Stem Cells into Specific Fates

Tiziano Barberi

The 3D-CBS: the First True Paradigm Change in Biomedical Imaging held back by the Scientific Community

Dario B. Crosetto

Earth and Atmospheric Sciences

Moderators: Lorenzo Brancaleon and Ruben Sonnino

Research on Atmospheric Turbulence and Wind Energy at the WindFluX Laboratory of the University of Texas at Dallas

Giacomo Valerio Iungo

Predicting the Past of Planet Earth to Forecast the Future

Lorenzo Colli

12:45 pm - 1:30 pm Lunch

Performance by the Richland College Ensemble in the Atrium

1:30 pm-2:15 pm

Innovation in Teaching and Research

Moderator: Dario Crosetto

Innovative Models for Graduate Education at the Interface between STEM and non-STEM Disciplines

Lorenzo Brancaleon

Skype Connection with Pittsburgh and Italy

Advancing Educational Excellence in Biomedical Engineering

Antonio D'Amore and Patrizia Livreri

2:15pm-2:45pm

Technology

Moderator: Valter Della Nebbia

5G, The Enabler of the Fourth Industrial Revolution

Alessandro Di Salvo

Skype Connection with Italy

Expandable Wet Process System in the Semiconductor Industry

Ilaria Di Leo

2:45pm -4:15pm

Approaches to Learning

Moderator: Angela Lombardi

Interactional Competence: An Approach to Learning Italian

Maria Cristina Giliberti

Rethinking the Language Learning Experience

Sergio Carvajal-Leoni

Re-Reading the Territory: the Structure and Content of a Study Abroad Program in Urbino, Italy

Mark A. Blizzard

Excursus:

Avant-Garde (Meta)Physics: Early 20th Century Science in the Art of Italian Futurism

Elisa Valentini

Impact of Gender and Ethnicity in the Evaluation of Candidates for Political Office

Martina Santia

4:15pm-5:15pm

The State of Italian in the State of Texas and Massachusetts

Moderator: Francesca Behr

Ieri, Oggi e Domani, the Italian Curriculum in the 21st Century

Daniele Forlino

Teaching Italian at UNT: Challenges, Difficulties and Suggestions for Teaching Italian in a Public University

Silvio De Santis

Skype Connection with Boston

Challenges and Opportunities of Italian Immersion Programs

Marialuisa Di Stefano, Giovanni Abbadessa, Gaia Giudicelli

Excursus:

Skype connection with Singapore

The Future is Now: Explaining Artificial Intelligence for Natural Language Processing

Enrico Santus

5:15 pm-6:00 pm

Round Table

Policies and Strategy, Research Funding, Cooperation between US Research Center and other Entities; Role of the Young Generation of Researchers Abroad.

Participants: Cons. CGIE Arcobelli, President Comites-Houston Della Nebbia, Consul General Ciattaglia, Program Director of Center of Metabolomics Baylor Scott & White Research Institute Dr. Bottiglieri, UTSA HP Program Coordinator Dr. Angela Lombardi.

6:00 pm

Conclusion

BIOS AND ABSTRACTS



Differentiation of Pluripotent Stem Cells into Specific Fates

Tiziano Barberi, Ph.D. tbarberil@TxBiomed.org
Texas Biomedical Research Institute, San Antonio

My research group studies the directed differentiation of human and non-human pluripotent stem cells (PSCs) into specific cell fates. An understanding of the mechanisms of early development is important for our knowledge of human disease because these cells can give rise to all cell types of our body. Our studies encompass the development of the skeletal muscle system, the retina of the eye and early neural development.

To direct the differentiation of PSC into the fates of interest, we establish specific culture conditions that combine the use of distinctly coated culture vessels with an ad hoc medium and an appropriate cocktail of growth factors and/or active small molecules. Upon differentiation, we use fluorescence-activated cell sorting (FACS) technology to purify the desired cell populations, an essential prerequisite that provides the basis for the next step: to generate PSC-derived specialized progeny to be used for drug screening, disease modeling, and pre-clinical applications. We are currently using animal models of disease (retina degeneration and muscular dystrophy) for translational studies aimed at testing the efficacy of PSC-derived specialized cells to replace/repair a damaged tissue.

BIOGRAPHY

I currently hold the position of Associate Professor at the Texas Biomedical Research Institute (TxBiomed), a non-profit research organization located in San Antonio, Texas. I also hold an adjunct Associate Professor appointment in both the Department of Cell Systems and Anatomy and in the Graduate School of Biomedical Sciences, at the University of Texas Health San Antonio (UT Health). At TxBiomed I run a research laboratory focused on pluripotent stem cell research (ESCs and iPSCs). I left Italy and moved to New York 20 years ago with a Telethon fellowship. After the fellowship and other postdoctoral work at Memorial Sloan-Kettering Cancer Center I became an independent investigator at the Beckman Research Institute of City of Hope in Duarte, California. In 2009 I accepted a position at the newly formed Australian Regenerative Medicine Institute (ARMI) in Melbourne Australia where I continued my research activity. In 2014 I returned to the US and started my current position. Throughout the years, my work has produced several publications, including some highly cited that are considered milestones in the field of PSC-directed differentiation towards neural and mesodermal fates. In addition to running my lab I teach classes in stem cell biology and act as mentor of graduate students. I have been invited to present at conferences, inaugurations and participated in radio broadcasts and TV debates.

Tiziano Barberi, Ph.D. tbarberil@TxBiomed.org

*Associate Scientist, Head, Pluripotent Stem Cell Differentiation Laboratory
Southwest National Primate Research Center, Texas Biomedical Research Institute
8715 W. Military Drive, San Antonio, TX 78227. Office Ph.: (210) 258-9211.*

Adjunct Associate Professor, Department of Cell Systems and Anatomy, University of Texas Health Science Center at San Antonio, 7703 Floyd Curl Dr., MC 7762. San Antonio, TX 78229.

The Urban Palimpsest of Rome as Model: Alamo Master Plan and Archaeological Museum Project

Robert Baron. Robert.Baron@utsa.edu
The University of Texas at San Antonio

"I hate everything that merely instructs me without increasing or directly quickening my activity...We do need history...we need it for life and action" –F. Nietzsche, *The Use and Abuse of History*, pp. 3, 28

In this paper I will discuss the palimpsest morphology of the City of Rome as a prescient model for the topic of my architectural design studio this semester. The studio focused on the analysis and design of a master plan and archaeological museum for the three hundred year old urban artifact, the politically charged and controversial Alamo mission site. In *Civilization and its Discontents*, Sigmund Freud draws an astonishing analogy in the way the palimpsest of the city of Rome was formed by way of its many demolitions and additions to an historic fabric and the manner in which an individual person constructs her identity and memory over a life time. In the same way, as Aldo Rossi states "The city, which is the subject of this book, is to be understood here as architecture. By architecture I mean not only the visible image of the city and the sum of its different architectures, but architecture as construction, the construction of over time" (*The Architecture of the City*, 1982, p. 21). The implication of this insight lead us to conceptualize architecture as a over time as a process of buildings the city over time; and as such, its many acts of alteration and addition create a palimpsest that truly describes the complex process of identity construction (and culture creation) which served as a model for understanding how to approach the design the Alamo project. According to Aldo Rossi a "fatto urbano" (Ibid, p. 29) is a part of the morphology of the city and necessarily the sum of different material additions and narratives overtime. As a piece of the city, the Alamo historical area can be described as a palimpsest of land and physical remains that carry traces and embody five morphological layers: Spanish mission and Spanish Colonial town 1718-1935, Anglo town 1836-1860, Victorian City 1861-1900, Early Twentieth century City 1901-1939, and Modern city 1940-1968. The semester was organized into two design projects that concern the Alamo site. In the first seven weeks were devoted to developing a master plan for the Alamo historical site. In the second seven weeks the students designed an archaeological museum building within their master plans. Both Alamo Master Plan and Archaeology Museum projects were completed in a two phase process: (1) a pre-design analysis —three weeks and then (2) a schematic design—four weeks.

BIOGRAPHY

Professor Robert Baron teaches theory courses in both the undergraduate and graduate programs at the College of Architecture Construction and Planning, University of Texas at San Antonio. His primary interest is in architectural theories since the 1950s. Professor Baron holds a B. Arch degree from the University of Oregon, a post-professional M. Arch degree from the University of Washington, and an M.S. degree from the University of Pennsylvania. He is a registered architect in the State of Washington.

Outcomes from Mental Health and Behavioral Interventions for Children with Dual Diagnosis.

Anna Fernandez, Susan Detrick, Maurizio Battaglia

Keywords (from the EMHID 2017 program)

Behavior therapy, Problem Behaviors, Psychiatric Disorders, Quality of Life, Services

structure

- aim** We compare the effectiveness of providing mental health and therapeutic behavioral services (TBS) against a standard mental health management approach for children with dual diagnosis of severe mental illness and intellectual disability based on a 1 year study.
- method** TBS is a short-term and intensive, behavioral modification treatment for eligible youth ages 5-21 who are engaging in behaviors that place them at risk of hospitalization. Though time-limited, TBS provides the child with skills to effectively manage the behaviors that are jeopardizing his/her quality of life.
- results/
conclusions** We employ the Child and Adolescent Needs and Strengths (CANS) survey to monitor our outcomes. CANS is a multi-purpose tool developed for children's services to support decision making, including level of care and service planning, to facilitate quality improvement initiatives, and to allow for the monitoring of outcomes of services. In the past year, our clinic served 158 children and their families in the County of Santa Clara, California. 58 children were eligible for TBS and entered the program while 100 did not meet the severity criteria and instead received the standard mental health care.
- Data-based evidence shows that children in the TBS program manifest symptom reduction and improvement in quality of life, and that their families experience a decrease in the stress levels of parenting.

BIOGRAPHY

Anna Fernandez, Director, LMFT

Hope Counseling Ctr, 1555 Parkmoor Ave, San Jose CA 95128

afernandez@hopeservices.org

Anna Fernandez, Director of Behavioral Health at Hope Services Inc. (San Jose, CA) is a licensed Marriage and Family Therapist (LMFT) in the State of California. She holds a BA in Religious Science from the Pontificia Università Lateranense (Rome, Italy) and an M.A. in Counseling Psychology from Santa Clara University. She has 20 years of experience in the field of public mental health. As Director of Behavioral Health Services, Anna manages and supervises the operations of a community health clinic that serves 1300 clients with intellectual disabilities and mental illness. She has been giving talks on the treatment of mental illness in individuals with intellectual disability at national and international conferences in Canada, Spain, Italy, Luxembourg and USA. For the past 20 years, Anna has been also an Instructor at the Bechtel International Center, Stanford University, developing workshops to help international students and their families to ease the adjustment to their new lives in the U.S. Her workshop "Life Changes and Life Transitions" is featured in the 2008 documentary "Women in a New Land".

Cultural Memory: The Mozarabs, Mudéjars, and Moriscos in Popular Culture

Yasmine Beale-Rosano-Rivaya,
Texas State University

In this paper, I will explore how the figure of the Mozarab (Arabized-Christian), the Mudéjar (Muslim living in Christian territories, and the Moriscos (Muslims converted to Christianity) from Medieval Spain live in the popular Spanish and even Mediterranean culture. I will look at the revival of traditional festivals, revival of certain religious practices, popularization of traditional, new pilgrimage routes, and popular literature. While each of these peoples were historically distinct, living in distinct areas, in distinct times, and speaking different languages. However, today, all of these are often fused and confused into one. I will lay-out how these have been transformed and morphed into one mythical and often a-historical figure.

BIOGRAPHY

Yasmine Beale-Rosano-Rivaya received her PhD in Hispanic Linguistics from the University of California Los Angeles (UCLA) in 2006 and holds the rank of Associate professor at Texas State. Her research centers on language contact, change, and borrowing in borderland communities. Her main area of focus is evidence of language contact between Romance and Semitic languages among communities, especially the Mozarabic (Arabized-Christians) communities, living between the Andalusí and Christian frontier from the ninth to the early fourteenth century in Medieval Iberia. Dr. Beale-Rosano-Rivaya maintains a parallel line of research where she studies contact between Spanish and English, and Spanish and Indigenous Languages along borderland areas of the United States and Mexico. She is currently a member of the MLA General Linguistics Committee as well as a member of the MLA Delegate Assembly. Her recent edited book *Companion to Medieval Toledo: Reconsidering the Canons* (2018) was recently published by Brill and explores new ideas on methods and readings of medieval Toledo and Spanish historiography.

Yasmine Beale-Rosano-Rivaya, Ph.D
Associate Professor; Spanish Linguistics at the Department of Modern Languages
Texas State University; 601 University Drive; San Marcos, TX 78666
ph: 512-245-7271 fax: 512-245-8298

Translation of the Classics and the Empowerment of Women in Early Modern Italy

Francesca D'Alessandro Behr, fbeh@central.uh.edu
University of Houston

Abstract:

At the beginning of the Cinquecento, in Italy, literal and non-literal translations from classical authors into vulgar Italian (mainly Tuscan) begin to intensify. Re-writings and adaptations of classical epics become quite frequent after 1540 when they are crafted for a wider audience of illiterate readers, or more correctly, for readers who belong to the high and medium class, often very intellectually curious but not tied to canonical places of learning (university and church). Women are members of this audience. If they themselves do not usually act as translators, the works they penned show their dialogue with the classics and their familiarity with the translated texts. For instance, the influence of Virgil and Ovid (especially *Aeneid*, *Metamorphoses* and *Heroides*) is visible in Moderata Fonte's *Floridoro*, Gaspara Stampa's *Rime*, Lucrezia Marinella's *Enrico* and *Nobiltà delle Donne*). In my research, I describe the early-modern phenomenon of translation of the classics--a topic which has not received proper attention among American scholars--and its ramifications. I will show how printed communication and the availability of classical texts had an impact on women and contributed to their intellectual empowerment. Moreover, I pay attention to the many Academies (e.g. Della Fama, Fiorentina, Degli Intronati, etc.) which defended the "vulgar" language, sponsored translations in *volgare* and at times women's intellectual development.

BIOGRAPHY

Francesca D'Alessandro Behr, a native of Italy, works as an Associate Professor of Italian and Classical Studies at the University of Houston in Texas where she routinely teaches courses on Italian and Latin literature and language. Her research is similarly oriented on both fields. Her book on Lucan, *Feeling History: Lucan, Stoicism and the Aesthetics of Passion* appeared in 2007 and a new book of hers titled *Arms and the Woman: Classical Tradition and Women Writers in the Venetian Renaissance* has just come out in May 2018 through Ohio State University Press.

Cell-type expression and methylation of human specific genes are linked with neuropsychiatric disorders

Stefano Berto 1,8, Isabel Mendizabal^{12,8}, Noriyoshi Usui^{2,5,6,8}, Kazuya Toriumi^{2,7,8}, Paramita Chatterjee¹, Iksoo Huh¹, Carol Tamminga³, Todd Preuss⁴, Genevieve Konopka^{2,*}, and Soojin V. Yi^{1,*}

1 School of Biological Sciences, Georgia Institute of Technology, Atlanta, GA 30332, USA

2 Department of Neuroscience, UT Southwestern Medical Center, Dallas, TX 75390, USA

3 Department of Psychiatry, UT Southwestern Medical Center, Dallas, TX 75390, USA

4 Division of Neuropharmacology and Neurologic Diseases, Yerkes National Primate Research Center, Emory University, and Department of Pathology, Emory University School of Medicine, Atlanta, GA 30329, USA.

5 Center for Medical Research and Education, Graduate School of Medicine, Osaka University, Suita, Osaka 565-0871, Japan.

6 Department of Neuroscience and Cell Biology, Graduate School of Medicine, Osaka University, Suita, Osaka 565-0871, Japan.

7 Schizophrenia Research Project, Department of Psychiatry and Behavioral Sciences, Tokyo Metropolitan Institute of Medical Science, Tokyo, 156-8506, Japan.

8 Co-first authors

Schizophrenia is a highly heritable polygenic mental disorder characterized by cognitive deficits, language impairment, delusions and hallucinations. Such neuropsychiatric disorder affect circa 1% of the worldwide population posing an intriguing evolutionary-genetic paradox where schizophrenia has evolved as a secondary consequence of selection for human specific cognitive traits. However due to the high polygenicity of the disorder, the neurobiology of schizophrenia has not been yet clearly established.

Here, we examined at the cell-type specific level the prefrontal cortex, a brain region heavily implicated in human specific higher-level cognitive functions as well as schizophrenia. Using next generation sequencing, we integrated cell-type specific whole genome methylomes and transcriptomes from neurons and oligodendrocytes from brains of schizophrenia and healthy controls. We next used a primate comparative genomics approach to identify human-specific transcriptomic signatures that may underline the evolution of schizophrenia. Together, these approaches provide novel mechanistic links between cell-type specific gene expression and evolution underlying the neurobiology of schizophrenia.

BIOGRAPHY

Dr. Stefano Berto is a Postdoc at the Neuroscience department at UT Southwestern Medical Center, Dallas. Dr. Berto received her Bachelor's Degree in Biology from University of Padua (Italy) and her Master degree in Evolutionary biology from University of Padua (Italy) – University of Jyväskylä (Finland). He graduated with Magna cum Laude from the University of Leipzig (Germany) with Ph.D. in Computer Science exploring the evolution of transcriptional network in primate prefrontal cortex. He joined the Konopka lab lead by Dr. Genevieve Konopka at UT Southwestern Medical Center as postdoc. By decoding genomic signatures in human brains by next generation sequencing, he focused on understanding the gene regulatory mechanisms such as methylation, transcriptional regulation, and alternative splicing that contribute to neuropsychiatric and neurodevelopmental disorders as autism and schizophrenia. Due to his evolutionary background, he is interested on understanding

how such neuropsychiatric disorders evolved in the human lineage and why they are kept in the population. In addition to this, he is focusing on bridging the gap between research and medicine, defining gene markers that are associated with brain oscillations/functional MRI linked with memory and neuropsychiatric disorders.

Stefano Berto, Ph.D. Postdoc Biologist & Computational Biologist: Department of Neuroscience at the University of Texas Southwestern Medical Center; 5323 Harry Hines Blvd., ND4.300; Dallas, TX 75390-9111 [Email: stefano.berto@utsouthwestern.edu](mailto:stefano.berto@utsouthwestern.edu)
001-469-662-6889 Web: <http://konopkalab.org/>

UT Southwestern

Medical Center

The future of medicine, today.

Re-Reading the Territory: the Structure and Content of a Study Abroad Program in Urbino, Italy

Mark A. Blizard. mark.blizard@utsa.edu

Registered Architect and Associate Professor, Department of Architecture, UTSA

Abstract

While regionalism and place-based strategies have returned to the forefront of the design discourse in the United States--gaining acceptance as a part of sustainable practice and shaping academic curricula--the work of Giancarlo De Carlo has remained curiously in the margins. Although much has been written about the Milanese architect over the years, little is available in English. In history books, his accomplishments are limited to a few references: De Carlo was a member of Team 10 following the general disillusionment with the CIAM and its Athens Charter. De Carlo's initial study of Urbino (1964) is held up as a model for its consideration of city-region, social discourse, and the importance of the historical urban center. Later, he emerged as an early and staunch advocate of participatory design. Although both a writer and an educator, he left no singular treatise on architecture and was seemingly uninterested in theoretical pursuit as an end in itself. His built work, in combination with his analytical design process, however, remains vital today--not just as a historical milestone, but for the *lessons* that it offers.

This presentation begins with an outline of these *lessons* which, taken together, serve as the foundation for a semester-long study abroad program for students in the University of Texas at San Antonio's Department of Architecture. Over the past six years, while teaching in Urbino, I have constructed a program of study around De Carlo's *place-based* design practice--drawing from both written and built works. From this foundation, design proceeds as a iterative practice of back-and-forth negotiation between *place* (city-region) and a series of provisional design responses--a process he terms "reading the territory." This provides both structure and content for three integrated courses: design studio, culture and theory, and analytical sketching, as well as our field studies. The students examine both the historic center of Urbino and De Carlo's work. It is a benefit that our classes are taught in his buildings on the University of Urbino campus. Likewise, the examination of De Carlo's contemporary insertions into Urbino's historical fabric also serve as case studies for considering the inextricable relationship between memory, narrative, and architecture. On-going collaboration with architects Monica Mazzolani and Antonio Troisi (MTAa)--both of whom worked with De Carlo and continue his practice--provides additional critical insight.

BIOGRAPHY

Mark Blizard, a Registered Architect and graphic designer, is an Associate Professor and former Department Chair in the Department of Architecture at the University of Texas at San Antonio where he has taught since 1998. Since 2008, Blizard has directed and taught in the College of Architecture's study abroad program in Italy, developing an integrated place-based course of study. He received both his Bachelors of Architecture and Masters of Architecture at Virginia Tech (1986 and 1988), where he taught for six years from 1992 to 1998. Blizard has focused his scholarly writing on design education, memory and landscape, the idea of the city, and practice as *bricolage*--ideas that were explored in his first book, *Architecture: Land Culture Practice* (2008). His current work includes the upcoming book, *The Practice of Seeing: Lessons, Reflections and Conjectures on Sketching*. It makes the case for slow drawing and re-centers architectural practice on the art of sketching.

Metabolomics: the search for biomarkers to diagnose rare and common diseases.

Teodoro Bottiglieri, Ph.D. teodoro.bottiglieri@bswhealth.org

Program Director, Center of Metabolomics

Baylor Scott & White Research Institute. Dallas, Texas 75226

Abstract:

Metabolomics is the quantitative measurement of small-molecule metabolites (metabolic Intermediates, hormones and other signaling molecules, and secondary metabolites) found in a biological sample. Metabolomes are considered to be down stream of both gene and protein expression and reflect both transcriptional and translational processes. Metabolic profiling provides insight into intra- and extra-cellular regulatory processes involved in metabolic adaption for each individual phenotype. Our group at Baylor Scott & White Research Institute is specialized in both “targeted” and untargeted” metabolomic analysis using liquid chromatography and gas chromatography coupled to mass spectrometry. Our goal is to identify metabolites in physiological fluids (blood, cerebrospinal fluid and/or saliva) that may serve in either one or a combination of the following:

- Diagnostic biomarkers - measure or indicate susceptibility and risk and discriminate between individuals who may develop a disease and those who may not.
- Prognostic biomarkers - predict the likely course of disease (e.g., indolent vs. aggressive) independent of any specific intervention.
- Predictive biomarkers - are linked to likely response or potential toxicity to treatment.

This metabolomic approach has been applied to help individuals with rare diseases, i.e., inherited metabolic defects, or more common diseases, i.e., heart failure, renal failure, cardiovascular disease, oral cancer, depression and neuro-degenerative diseases.

Biographical sketch.

Teodoro Bottiglieri holds a masters (MSc) and doctorate (Ph.D.) at the University of London, United Kingdom. He joined the Institute of Metabolic Disease (IMD), Baylor Research Institute in October 1991, and is currently the Program Director of the Center of Metabolomics at Baylor Scott & White Research Institute. Dr. Bottiglieri’s research program focuses on identifying biomarkers that will aid in diagnosing and monitoring disease progression and outcome in common and rare diseases. He has a specific interest in understanding the role of B-vitamins in the central nervous system. The research conducted in Dr. Bottiglieri’s laboratory has application to many disease states, including diagnosis of rare in-born errors of metabolism, Alzheimer’s disease, Parkinson’s disease, depression and vascular disease. Dr. Bottiglieri research over the last 25 years involves both pre-clinical (experimental models) and clinical studies on the metabolism and use of B-vitamins and related metabolites in neurodegenerative and vascular disorders. He has over 194 publications in peer reviewed journals and co-authored several textbooks, “S-adenosylmethionine (SAME): Stop depression Now” Penguin Putman 1999, 2000; and “Homocysteine and related Vitamins in Neuropsychiatry” Springer Verlag, 2003. His research is supported by funding from the National Institute of Health (NIH), independent foundations and the Pharmaceutical industry. He Lectures frequently at national and international meetings and is active in a number of professional organizations including the Society of Neuroscience, the American society of Neurochemistry, American Academy of Neurology and the American Heart Association.

Innovative Models for Graduate Education at the Interface between STEM and non-STEM Disciplines.

Lorenzo Brancaleon, PhD. Lorenzo.Brancaleon@utsa.edu

Associate Professor, Department of Physics and Astronomy, University of Texas at San Antonio. 210-458-5694.

In 2016 the National Science Foundation published a document, NSF's 10 Big Ideas (https://www.nsf.gov/news/special_reports/big_ideas/) which among other objectives included Growing Convergence Research. Such objective is a response to identified grand challenges that cannot be addressed by single disciplines or be limited by groups of closely related subject areas, but require the synergistic integration of diverse areas and backgrounds to address the complexity of these grand challenges

We present a pilot model that provides a new model of graduate education through a transdisciplinary but rigorous training between STEM and non-STEM disciplines to develop best practices for diverse professional developments of graduate students, who will be able to meet future demands in a globalized job market for a more highly educated workforce. The proposed pilot initiative - titled *Aligning Learning Across Multidisciplinary Opportunities (ALAMO): Integrating STEM and Historic Preservation in Graduate Training at a World Heritage Site* - creates an interdisciplinary curriculum, training and professional development between graduate students in physics and STEM-based historic preservation at the University of Texas at San Antonio (UTSA). The natural connection between the two fields is represented by material science. At UTSA we have identified a tremendous opportunity provided by a unique combination of factors: a strong material science component in the Department of Physics and Astronomy, an area of excellence in HP and the natural proximity to the San Antonio Mission Historic Park, which was designated as a UNESCO World Heritage site since 2015. This opportunity is strengthened by the fact that the Department of Architecture has established in the same year an international agreement with Sapienza Università di Roma. In Rome, UTSA students will have the opportunity spend the summer working on restoration projects or in laboratory specifically created for conservation science. The “cross-pollinations” between the fields and the international internship program in Italy will create a new profile of graduates that receive a broader education where the specialized training in their respective fields is complemented by a contextualized introduction to a different field. Such innovative model would make them not only more complete candidates for employers but also a work force made of ‘new humanists’.

BIOGRAPHY

Dr. Brancaleon received a Laurea Degree in Physics in 1991 and a Doctoral Degree in Physics in 1996 from the University of Parma. He was a postdoctoral fellow at the National Research Council of Canada (Steacie Institute of Molecular Sciences) from 1996 to 1998 and at the Massachusetts General Hospital from 1998 to 2000. In 2003 he joined the Department of Physics and Astronomy at the University of Texas at San Antonio where he is currently an Associate Professor. For the last two decades I have studied Molecular Biophysics and currently focus on research related to artificial photoreceptors and non-native protein structures. Recently in collaboration with Dr. Angela Lombardi and Dr. Arturo Ponce (both at UTSA) we have started the characterization of the nanoscopic properties of mortars from the San Antonio Missions. The collaboration expands beyond research to involve a new model for graduate education.

Are There Differences in the Biological Features of Invasive Breast Cancer between African (Tanzanian) and Caucasian (Italian) Populations?

Bravaccini S¹, Amadori D¹, Ravaioli S¹, Scarpi E¹, Puccetti M², Rocca A¹, Tumedei MM¹, Masalu N³, Kahima J³, Pangan A³, Faustine L³, Maltoni R¹, Serra P¹, Bronte G¹, Bonafè M^{1,4}

¹Istituto Scientifico Romagnolo per lo Studio e la Cura dei Tumori (IRST) IRCCS, Meldola, Italy.

² Azienda Unità Sanitaria Locale (AUSL) Imola, Imola, Italy. ³ Bugando Medical Center, Mwanza, Tanzania. ⁴ Department of Experimental, Diagnostic and Specialty Medicine, Alma Mater Studiorum, University of Bologna, Bologna, Italy

dottsarasara@yahoo.it

Estimated age-standardized rates for breast cancer (BC) incidence in sub-Saharan Africa range from 15 to 53 per 100,000 women, which is lower than those of Western countries. However, the cancer burden reported for sub-Saharan Africa may be underestimated due to the lack of appropriate diagnosis, poor access to care, limitations in technical workforce and infrastructure, and low quality of cancer data systems compared with those in high-resource countries. Healthcare is further undermined by the high frequency of viral infections. In Tanzania, BC mortality is the second cause of death from cancer after tumors of the uterine cervix, with the majority of tumors diagnosed at a very advanced stage. BC prognosis and treatment depend on several clinical, pathological and biological factors. Among these, hormone receptor status (estrogen [ER] and progesterone receptor [PgR]), proliferative activity expressed as Ki67, and human epidermal growth factor receptor 2 (HER2) play a major role in the therapeutic strategy of BC. In most of sub-Saharan Africa, ER, PgR, Ki67 and HER2 determinations are not performed because of serious technical and economic problems, and patients undergo anti-hormonal treatment even though receptor status is unknown. This underlines the need to increase the availability of adequate infrastructures, professional human resources and technical facilities. In an effort to improve cancer care and control in Mwanza (Tanzania), a region with a population of around 20 million, we worked in close cooperation with the most important local and national health authorities to set up a Medical Oncology Unit and Pathology Laboratory in the local hospital (Bugando Medical Center - BMC). We planned a scientific research programme including a comparative biological characterization of BC in a series of African (Tanzanian) and Caucasian (Italian) patients. Clinical and pathological assessment of the cases were performed in the BMC Oncology Unit and Pathology Laboratory of BMC, while the biological characterizations of ER, PgR and AR status, HER2 expression and proliferative activity (Ki67) were performed at the Biosciences Laboratory of Istituto Scientifico Romagnolo per lo Studio e la Cura dei Tumori (IRST) IRCCS in Italy. Our results show that histopathological and biomolecular characteristics of Tanzanian and Italian BCs differ substantially. The high frequency of poorly differentiated, ER-negative, highly proliferating tumors, together with advanced stage at presentation, could be considered as the main prognostic factors linked to the high mortality rates for BC in the African population.

BIOGRAPHY

Sara Bravaccini received her PhD in Medicine in 2014 from the University of Bologna. She has been working as team leader of the Cellular biology group from 2008 at Istituto Scientifico Romagnolo per lo Studio e la Cura dei Tumori (IRST) IRCCS, Meldola, Italy, where she is currently engaged in several preclinical and translational projects on breast cancer. She presented several oral communications and posters and published more than 50 articles.

With more than 18 years of experience in cancer research and molecular diagnosis she is a reviewer for several scientific journals (Int J Cancer, Cell Oncol, Clin Chem Acta, Cancer Cytopathology) and Editorial Board member of several journals such as Open Access J of Urology and Analytical Cellular Pathology. She won several awards during her career.

Istituto Scientifico Romagnolo per lo Studio e la Cura dei Tumori (IRST) Srl - IRCCS

[Via Piero Maroncelli, 40 - 47014 Meldola \(FC\), Italy](#) dottsarasara@yahoo.it

Rethinking the Language Learning Experience

Sergio Carvajal-Leoni. sergio@tiburon-transmedia.com
Texas State University San Marcos

In 2007, the Modern Languages Association of America (MLA) published a seminal paper where it strongly advised language programs throughout the US to rethink and reshape their overall objectives and teaching methodologies. The authors argued that - given the current world dynamics - the focus of language learning had to shift towards leading students to increase their levels of Transcultural and Translingual Competence (TC); in other words, language programs had to focus on teaching students how to navigate effectively and effortlessly through different languages and cultures.

For this presentation, we will discuss the results of a seven year experiment called ITAL (Intercultural Transmedia Approach to Learning); a multidisciplinary participatory-action research project lead by media professionals and award winning instructors of Italian at the University of Texas at Austin and Texas State University in San Marcos. The ITAL project uses the 2007 MLA research as the platform to guide the creation of a new system for teaching Intermediate Italian that leverages modern technologies and engages the local Texan Italian community, as a multi-prong approach that seeks to better accomplish the goals proposed by the paper.

ITAL is a storytelling ecosystem and learning model that boosts levels of transcultural competence among students of intermediate Italian through the use of community-building storytelling. The ultimate goal of ITAL is to push students to create strong connections with Italians, Italian descendants and Italophiles across the world, especially in Texas. ITAL argues that the creation of real-life connections between students and members of the Texan Italian community provides an experiential - instructor guided - approach to increase the students' levels of Transcultural Competence. Results from different initiatives carried out throughout the ITAL research project will be shown during this presentation, as well as video stories created and shared throughout the process. A more in-depth paper is currently being prepared about ITAL and will be published in 2019 with the collaboration of COERLL, the Center for Open Educational Resources and Language Learning.

BIOGRAPHY

Sergio Carvajal-Leoni is an Austin based, award winning researcher and media professional focused on advancing the field of "community-building" media. He owns and operates Tiburon Transmedia, a boutique communication shop that offers community-building media services to a wide array of clients. He is also the creator of ITAL, a multidisciplinary research project that Sergio started while attending the Journalism and Mass Communications Masters program at Texas State University. ITAL is a Texan Italian storytelling ecosystem with different types of media content - entertainment, educational, news and documentary - created through a unique process rooted on communication infrastructure theory (CIT). Sergio's Master Thesis about ITAL's documentary series "The Texan Italian Stories" won the 2016 Outstanding Master Thesis Award at the Conference of Southern Graduate Schools and was selected over 200 other major universities' thesis proposals from the south of the United States.

Role of Heme Oxygenase 1 in Glioblastoma Cell Proliferation and Progression

Carlo Castruccio Castracani¹, Daniela Nicolosi¹, Alfio Distefano¹, Lucia Longhitano¹, Graziana Tornabene¹, Maria Viola¹, Daniele Tibullo¹, Roberto Avola¹ and Giovanni Li Volti¹

¹Department of Biomedical and Biotechnological Sciences, University of Catania, Via S.Sofia, 97 95125 Catania (Italy). tuk57179@temple.edu

BACKGROUND: Glioblastoma (GB) is the most common and malignant subtype among all brain tumors. Due to its high proliferation rate and the infiltrative and invasive phenotype, the prognosis of patients with GB remains poor. Heme oxygenase-1 (HO-1) is a cytoprotective microsomal enzyme that catalyzing the degradation of heme in carbon monoxide and Biliverdin. Our previous data show that HO-1 promote cancer progression and chemoresistance throughout his catabolic products activity.

AIM: The aim of the present study was to investigate the role of HO-1 in GB cell proliferation and progression.

METHODS: Rat C6, human A172 and U87-MG cell lines were treated with Hemin 5μM and 10μM; CORM-A1 25μM; CORM-3 25μM; Biliverdin 25μM. Cell proliferation, migration and colony formation capacity were evaluated by Real Time xCELLigence system, Clonogenic assay, and Wound Healing Assay. Autophagy and HO-1 gene expression were evaluated by quantitative RT-PCR.

CONCLUSIONS: Pharmacological induction of HO-1 in different GB cell lines resulted in a significant regulation of cell proliferation and GB progression. Furthermore, HO-1 correlated with a more aggressive phenotypes and patient survival, thus suggesting that it may represent an important target for new therapeutical agent development.

BIOGRAPHY

Dr. Carlo Castruccio Castracani is a pharmacist and a PhD student enrolled in International PhD Program in Neurosciences at University of Catania (Dept. of Biochemical and Biotechnological Sciences). Dr. Carlo Castruccio Castracani has been working at the molecular oncology laboratory of Prof. Giovanni Li Volti since 2013 and his work focuses on the molecular mechanisms of heme oxygenase-1 and its involvement in cancer. He has published 13 works among papers on impacted journals and abstracts for oral communications at conferences.

Currently, Dr. Castruccio Castracani is carrying out a period of research and study abroad at the Sbarro Health Research Organization (SHRO), in the Department of Biology at Temple University (College of Science and Technology, Philadelphia) under the supervision of Prof. Gianfranco Bellipanni: he is investigating xenograft techniques using the Zebrafish animal model to assess glioblastoma cancer progression and invasiveness.

Preoperative Evaluation of Thromboelastography in Bariatric Surgery

Cattano D.¹, Courtney S.², Wilson E.B.², Shah S., DO.²

Department of ¹Anesthesiology and ²Surgery (MIST), UTHealth McGovern Medical School, Houston Tx. Davide. Cattano@uth.tmc.edu

Clinical studies support a connection between obesity, hypercoagulability and thrombosis. [1] Recently a case-control study evaluated hypercoagulability and hyperaggregability in overweight and obese non-surgical subjects, [2] but data on surgical morbidly obese patients are scarce. In particular, patients undergoing laparoscopic sleeve gastrectomy (LSG) may be affected by a rare yet dramatic risk for mesenteric thrombosis. [3] Based on these premises, we aimed to assess hypercoagulability and hyperaggregability of morbid obese patients scheduled for LSG utilizing thromboelastography (TEG®). After IRB approval (HSC-MS-18-0136), seventy-eight laboratory results pertaining TEG, platelet count and PT/PTT, from adults (64 F/14 M) with a BMI of 43.43 ± 7.73 , were analyzed. Compared to laboratory normal values (R, angle, MA and G), morbid obese patients have tendency to hypercoagulability and hyperaggregability, with mean values at the higher limit. A standard of care to use antithrombotic prophylaxis after LGS surgery has not been clarified. [4] In the US, clinical standards differ from practice to practice, yet concern exists about thrombotic risk. At present no point of care assay is currently used to determine pre and perioperative thrombotic risk. Based on the results of this work, morbid obese patients may present with distinguished differences in coagulation profiles, not identified by traditional laboratory measures.

[1] Samad F, Ruf W. Inflammation, obesity, and thrombosis. *Blood*. 2013 Nov 14;122(20):3415-22. [2] Campello E, Spiezia L, Zabeo E, Maggiolo S, Vettor R, Simioni P. Hypercoagulability detected by whole blood thromboelastometry (ROTEM®) and impedance aggregometry (MULTIPLATE®) in obese patients. *Thromb Res*. 2015 Mar;135(3):548-53. [3] Ming Tan SB, Greenslade J, Martin D, Talbot M, Loi K, Hopkins G. Portomesenteric vein thrombosis in sleeve gastrectomy: a 10-year review. *Surg Obes Relat Dis*. 2017. [4] Caruso F, Cesana G, Lomaglio L, Cioffi S, Ciccarese F, Uccelli M, Olmi S. Is Portomesenteric Vein Thrombosis After Laparoscopic Sleeve Gastrectomy Related to Short-Course Prophylaxis of Thromboembolism? A Monocentric Retrospective Analysis About an Infrequent but Not Rare Complication and Review of the Literature. *J Laparoendosc Adv Surg Tech A*. 2017 Oct;27(10):987-996.

BIOGRAPHY

Davide Cattano, M.D., Ph.D. is born in Rome, Italy and graduated from the Campus Bio Medico of Rome, Summa Cum Laude in 1999. Dr Cattano completed his residency at the University of Pisa and graduated in Anesthesiology, Intensive-Critical Care and Pain Management, Summa Cum Laude (2003), with an experimental thesis on the neuroprotective and neurotoxic effect of gas Xenon, which granted him an award from Abbott. He also completed a Ph.D. program in Morphology and Physiology and Pathophysiology of Cells and Tissues at the Department of Human Morphology and Applied Biology, University of Pisa, in 2007. His graduation thesis on the neurotoxic effects of the anesthetic Propofol in neurodevelopment age, published as monography, is considered one of the original investigation on the neuroapoptotic effects of propofol during early neurodevelopment. Afterward he worked on several other projects, in particular on the neuroprotective effects of hypothermia, xenon and lithium. His doctorate was completed as collaboration between three international schools, the University of Pisa, the Imperial College of London and Washington University in St Louis. Dr. Cattano is currently Professor in the Department of Anesthesiology and medical director of the Preoperative Anesthesia Clinic Memorial Hermann Hospital and service Chief for Head and Neck Anesthesia.

Linoleic Acid: fine tuning regulator of mood disorders?

Massimo Cocchi, Lucio Tonello, Fabio Gabrielli

Research Institute for Quantitative and Quantum Dynamics of Living Organisms

Center for Medicine, Mathematics & Philosophy Studies

massimo.cocchi@unibo.it

Summary

Some molecular aspects, concerning the classification of subjects with Major Depression (MD) and Bipolar Disorder (BD), obtained through the recognition by a Self-Organizing Map (SOM) of three fatty acids in platelets (Palmitic Acid, Linoleic Acid and Arachidonic Acid), deal with the recognition of the Linoleic Acid as a fine tuning regulator of mood disorders. Changes in the composition of the membrane's fatty acids may lead to down-stream effects causing dysregulation of the membrane, cytoskeleton and their interface (1).

The presence of a minimum concentration of Linoleic Acid in the brain and the low significance of the linoleic acid obtained from diet on fatty acid composition of the brain, have not allowed, in the past, relevant interpretive access to its possible functional complexity in the brain

A complex series of demonstrations and considerations led to the development of a hypothesis on the molecular aspects of consciousness (2)

References

1. Benedetti, S. , Bucciarelli, S. , Canestrari, F. , Catalani, S. , Mandolini, S. , Marconi, V. , Mastrogiacomo, A. , Silvestri, R. , Tagliamonte, M. , Venanzini, R. , Caramia, G. , Gabrielli, F. , Tonello, L. and Cocchi, M. (2014) Platelet's Fatty Acids and Differential Diagnosis of Major Depression and Bipolar Disorder through the Use of an Unsupervised Competitive-Learning Network Algorithm (SOM). Open Journal of Depression, 3, 52-73.
2. Massimo Cocchi, Chiara Minuto, Lucio Tonello, Fabio Gabrielli, Gustav Bernroider, Jack A. Tuszynski, Francesco Cappello, and Mark Rasenick. Linoleic acid: Is this the key that unlocks the quantum brain? Insights linking broken symmetries in molecular biology, mood disorders and personalistic emergentism. BMC Neurosci (2017) 18:38.

Massimo Cocchi: Scientific research: 1) Ethanol and lipid 2) Tissue lipids and lipid metabolism 3) Cellular nutrition 4) Platelet fatty acids in Major Depression and Ischemic Cardiovascular Disease.

1990: appointed as lecturer of Nutrition Biochemistry at the Scottish Agricultural College.

1995: appointed as Full Professor of the Scottish Agricultural College.

2003: appointed as President of "ARNA", Associazione Ricercatori Nutrizione e Alimenti.

2005: appointed as Contract Professor at the Faculty of Veterinary Medicine, University of Bologna.

2008: Kyoto Prize nomination.

2016: appointed as President of the Italian Society of Experimental Biology.

2018: appointed as Socio Ordinario of the Accademia dei Georgofili.

Predicting the Past of Planet Earth to Forecast its Future

Lorenzo Colli, lcolli@central.uh.edu

Department of Earth and Atmospheric Sciences, University of Houston

Earthquakes have caused 50 thousand deaths per year between the year 2000 and 2015, as estimated by the United States Geological Survey. While we understand qualitatively why and how earthquakes happen, our limited quantitative understanding of the forces at play severely limits our capacity to forecast future earthquake activity.

It is known that seismic activity, like many tectonic processes, are driven by convection in the mantle, that is the middle layer of the Earth. Over the vast expanse of geologic time the mantle creeps slowly, constantly churning like a pot of thick soup about to boil. Hotter, and thus less dense, regions ascend slowly while colder regions sink under their weight.

Our understanding of mantle convection is founded on solid physical principles, but many details are still unknown and current models of mantle convection need to be improved and refined. Ideally this would be accomplished by modeling the future evolution of the Earth's mantle and testing it against real observations. Unfortunately, mantle convection evolves over geologic timescales and predictions about future states of the mantle must be cast hundreds of thousand of years into the future, making them utterly impractical.

A way around this impasse is to make predictions in the past and then test them against observations about the history of the Earth gleaned from the geologic record. In this new approach the model is used to forecast what the future evolution of the Earth had to be in order to arrive today at its present state. This new approach has the potential to improve dramatically the quality of our models of mantle convection and our understanding of solid Earth dynamics.

BIOGRAPHY

Lorenzo Colli was born in Tradate (VA) in 1985. He studied physics at the University of Milan, where he graduated in 2009. He then moved on to a Ph.D. in geophysics under the supervision of Hans-Peter Bunge and Andreas Fichtner at the Ludwig Maximilian University of Munich (Germany), which he completed in January 2017. Since September 2017, he has been a Research Assistant Professor at the University of Houston. His current research focuses on the assimilation of geophysical datasets into geodynamic models of mantle convection to reconstruct past histories of mantle convection, in order to test these histories – and the assumptions they are based on – against the geologic record.

The 3D-CBS: the First True Paradigm Change in Biomedical Imaging held back by the Scientific Community

Dario B. Crosetto^{1*}

¹Crosetto Foundation for the Reduction of Cancer Deaths, DeSoto, Texas, 75115, USA

[*crosettodario@gmail.com](mailto:crosettodario@gmail.com) or crosetto@att.net

The 3D-CBS (3-D Complete Body Screening, see video goo.gl/tKGUjw) is the first true paradigm change in biomedical imaging and the most competitive technology that can defeat cancer because it offers three advantages no other device can offer simultaneously: a) an effective detection and diagnosis of diseases such as cancer at a very early and highly curable stage on asymptomatic people, improving prognosis and monitoring of treatment ensuring all cancer cells are removed surgically with radiation or chemotherapy; b) a radiation dose that is 1% of current PET (Positron Emission Tomography); c) a very low examination cost covering all organs of the body in under two minutes that is less expensive than mammogram, PAP-smear, colonoscopy, PSA test, etc., combined.

Experimental results show that early cancer detection combined with surgery, radiation and chemotherapy works. For example, colon cancer caught early has a 91% survival rate versus 11% if caught late, breast cancer 98% vs. 27%.

The 3D-CBS (goo.gl/YcAIDy, goo.gl/JMKyek) provides the missing device making early detection cost-effective. It is an advanced PET with a 1.5m detector covering all organs of the body, first presented by the author at the 2000 IEEE-NSS-MIC conference in articles and a book (goo.gl/ggGGwF) detailing inventions in the 3D-Flow electronics, detector assembly, coupling electronics with detectors, algorithms, etc. and improved with additional inventions in the following years protected with patents to incentivize funding for its development. The proof of concept of the 3D-Flow was tested in hardware and presented at 2001 and 2003 IEEE-NSS-MIC conferences.

The 3D-CBS project has been proven technically feasible and cost-effective by 59 quotes from 21 reputable component manufacturers (goo.gl/w3XlZ1). It shows competitive results not only with all other approaches such as drugs for late detection, Genomic, Immunotherapy, CICD, but also within all diagnostic medical imaging devices including MRI, CT, Ultrasound. It is hundreds of times more efficient and more cost-effective than the existing 10,000+ PET devices, and more efficient, at one tenth the cost of the current implemented Explorer project.

The 3D-CBS passed several public scientific reviews, won the Leonardo da Vinci Prize in 2011, and when discussed with leaders at Siemens they were able to improve the efficiency of their PET by 70%.

Holding back the author's invention by the scientific community for eighteen years needs to be addressed and corrected because it has damaged to the advancement in science and humanity in the needless loss of lives and taxpayers' money goo.gl/qkRZg8.

BIOGRAPHY

Dario Crosetto is the inventor of the 3D-Flow OPRA system for the discovery of new particles and the inventor of the 3D-CBS technology (3-D Complete Body Screening) which won the Leonardo da Vinci Prize for early cancer detection. He worked 20+ years at CERN experiments and at the Superconducting Super Collider in Texas. He lectured at CERN School of Computing, has authored 6 books and 100+ articles.

Insegnare italiano a UNT. Sfide, difficoltà e proposte per l'insegnamento dell'italiano in un'università pubblica.

Silvio De Santis, silvio.desantis@unt.edu
University of North Texas

This talk aims to discuss my six years of teaching Italian at the University of North Texas. I will share some of the challenges and difficulties - but also the successes - that I have encountered in my role as Director of Italian at UNT. Emphasis will be put on the role of Italian in the large, state university.

BIOGRAPHY

Silvio De Santis is Senior Lecturer of Latin and Italian and Coordinator of the Italian and Latin Programs at the University of North Texas. He holds undergraduate degrees from Università degli Studi della Tuscia and Università degli Studi di Roma "La Sapienza," as well as advanced degrees from Università degli Studi di Cagliari and the University for Foreigners of Siena in fields ranging from Cultural Conservation to Medieval History and Teaching Italian as a Foreign Language.

Advancing Educational Excellence in Biomedical Engineering

Antonio D'Amore, PhD - and78@pitt.edu

- University of Pittsburgh, USA - RiMED Foundation, Italy

Patrizia Livreri, PhD - patrizia.livreri@unipa.it

- University of Palermo, Italy

Biomedical engineering is a research-led interdisciplinary field, which sits at the cutting edge of advances in medicine, engineering and applied biological sciences.

The educational project we initiated in 2016 to develop advanced knowledge and research skills in biomedical engineering, involves laboratory rotations in US at the University of Pittsburgh (Pitt) and in Italy at the University of Palermo (UNIPA) for a maximum of 6 students/year. The students, involved to complete their BSc' or MSc' degree second semester of the second year and their BSc' or MSc' degree dissertation, benefit from daily mentorship provided by a multidisciplinary team including: clinicians, tissue engineer, biomedical engineers, electronics engineers and computational methods experts.

The project also leverages on RiMED, an international partnership between the Italian Government, the National Research Council, Pitt and University of Pittsburgh Medical Center (UPMC). RiMED, promotes biotechnological projects with emphasis on clinical translation. The interaction between the Pitt and UNIPA students enriches the educational experience and provide an outlook on Pitt-UPMC international opportunities.

The research areas identified as innovative, ideal topics for training purposes are: I) characterization of native and engineered tissue; II) bio-processing.

BIOGRAPHY

Dr. A. D'Amore is a Research Assistant Professor at the McGowan Institute for Regenerative Medicine, with appointment in the Departments of Surgery and Bioengineering, University of Pittsburgh. Dr. D'Amore also serves as principal investigator and head of the cardiac tissue engineering program at Fondazione RiMED. He is the author of more than 140 publications including peer-reviewed journal articles and biomedical devices patents applications. He has been the recipient of a number of research awards which cumulatively secured funding for more than \$1.3 M. The focus of his research is upon unmet clinical needs in cardiovascular diseases. More specifically, Dr. D'Amore's research seeks to couple a mechanistic understanding of the relationship between scaffolds micro-structure, mechanics, and endogenous tissue growth with the development of novel biomaterials for tissue engineering strategies.

Prof. Patrizia Livreri is an Electronics Professor at the Department of Energy, Information Engineering and Mathematical Models, University of Palermo and an Associate Professor at CNR. She also serves as principal investigator and head of the Nanotechnology and nanomaterials Lab for CH and head of the Power Electronics Applied Research Laboratory @ Microwaves and TeraHertz. She is author of more than 200 publications including peer-reviewed journal articles. She has been an Advisory for the MUOS Project of the USNavy. She has been the recipient of a number of research projects which cumulatively secured funding for more than € 20M. Her recently researches are focused on biomedical electronics devices based on nanoantennas. CV awarded "excellent curriculum" by the Beyond international and Heidrick & Struggle *executive search* society.

My challenge, to innovate.

Fabio De Furia, President of Miami Scientific Italian Community

Miami Scientific Italian Community (MSIC) is a non-profit American organization in the state of Florida composed by Italian researchers, private and public organizations. It is recognized as an association of Italian researchers abroad by MAECI and MIUR, with the institutional aim of making a link between the University and the Industrial world to foster the transfer of Innovative technologies and support the competitiveness of the Italian and American Industrial system.

One of the goals of MSIC is to facilitate the creation of Institutional Informative networks between Italy and US on topics and opportunities offered by their respective markets, to Intercept and share new business models and Innovative strategies (know-how and Innovative services) and generate outgoing processes and Incoming by firmly managing the US territory.

From time to time, it points out a lot on the dialogue with the Institutions and Cooperation between the world of research and the production system. Its commitment is to make this territory more and more competitive and it is really close to the Institutions for any scientific and research activity that can promote technological transfer and strengthen Italian and US companies.

The technological transfer and exploitation of the applied research results are gaining an increasing role in the dynamics of modern economic development and social systems, especially for an Industrial mark, like ours, characterized by the strong presence of small and medium enterprises. The need to promote the technological Innovation's transfer from the research world to the industrial world during recent years, has become more and more pressing, even with the growing markets globalization.

For Small and Medium Enterprises, which generally not have valid research facilities, the acquisition of new technologies is really important in order to achieve or maintain a competitive position on national and international markets.

In fact, the great technological changes we are experiencing, often come from the use of results achieved in academic labs, valued and developed in a context of venture capital Investment, and then revealed effective tools for the development of the economy in many Western Countries.

In this scenario, the Miami Scientific Italian Community intends to exploit its uniqueness, with an intense work on the field. It is composed of Italian and US Universities, Research Organizations, Large Enterprises, Entrepreneurial Representative Systems and Public Economic Entities which act as a link for technology's transfer between the world of basic research, applied research and companies operating in the territory.

Furthermore, the (MSIC) promotes the aggregation of SMEs in cooperative research programs, contributing to the definition of integrated proposals, optimizing the methods of technology transfer and ensuring the complementarity of the multidisciplinary approach.

The Miami Scientific Italian Community operates in various areas and services: networking and calls for bids, design, research and development, training for innovation, communication and internationalization, marketing and finance for innovation.

In this perspective, the activities in the international context that the (MSIC) has developed and is carrying out are included, like the many meetings with foreign institutional delegations of researchers and companies, or like **"Think Tech Italia"**.

"Think Tech Italia" is the project created by Miami Scientific Italian Community, Unindustria and Tecnopolo, which represented the Italian pavilion of eMerge Americas, the main event for innovation and new technologies on the east coast of the United States of America and Latin America that took place in Miami, last May.

Within eMerge Americas, the MSIC presented 22 innovative and high-tech Italian SMEs and start-ups operating in the following sectors: bio and nanotechnologies, technologies linked to the food and agriculture sector, new materials, Ict, intelligent mobility systems, health and smart cities. Think Tech Italia is a project dedicated to the internationalization of excellence in research, innovation and technology transfer. It also provides for the creation of a partnership platform that facilitates meeting and dialogue with qualified stakeholders such as research centers, venture capital, private equity, universities, business incubators, innovation companies of large and medium size and the research and development system in the USA.

Another project is **"Turning Point"** for the internationalization of excellence in the field of industrial and creative design. Also, in this case, we turned to small and medium enterprises and start-ups in Lazio that operate in the creative and applied design sectors to promote them to the American markets. The aim is to enhance, promote, and encourage the culture of design and its widespread penetration and use in all those production sectors recognized as strategic by the European Union, as well as in all those sectors that are strategic for the culture of the Italian Style of Life and the promotion of our country in the world. We will also soon launch the "Street Design Challenge" which will involve young designers who will propose new visions and new products "Made by Lazio".

Furthermore **"PMI DAY"**, the event, organized by Piccola Industria Confindustria, will return in the United States, in synergy with the Miami Scientific Italian Community, to promote the spread of the Made in Italy business culture.

For the second consecutive year, the SME DAY - National Day of Small and Medium Enterprises organized by Piccola Industria Confindustria, will be back in the United States to promote the spread of the Made in Italy business culture among young American students through small, medium-sized Italian companies operating in the USA.

The project, in the USA, is promoted in collaboration with Miami Scientific Italian Community (MSIC), ISSNAF, BAIA, Mayac and ODLI (Organization for the Development of Italian Studies), AbroadTo the Community of Italian Companies, BRESCIA PROMOTE and the Embassy of Italy in Washington.

The initiative, included in the 17th Week of Corporate Culture organized by Confindustria and promoted by the EU Commission within the European SME Week, is coordinated by Stefano Zapponini, Councilor for the Presidency of Piccola Industria Confindustria and member of the International Advisory Board of the Miami Scientific Italian Community.

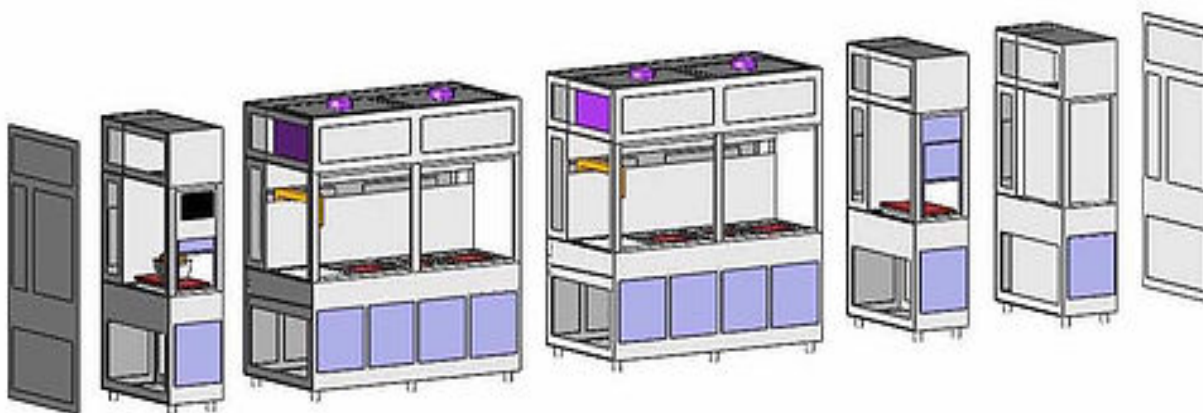
For the second time we will be able to offer to young American students the opportunity to learn a little more about the real world of Italian companies through our product and process innovations and bring the world of school and work closer together. An opportunity to understand the values of our production system, characterized by concrete commitment and passion, and offer a valuable contribution to the protagonists of our future. "The US project has been possible thanks to the contribution of Italian companies in the USA and the commitment of Monica Veronesi (ISSNAF), Luigi Bava (ODLI, MAYAC), Flavio Notari (BAIA) and Giancarlo Turati (Consorzio Orgoglio Brescia)".

www.miamisic.org

Expandable Wet Process System in the Semiconductor Industry “Upgradable Wet Bench System”

Ilaria Di Leo. ilariadileo@satgroup-semiconductor.com

For the manufacturing of semiconductor devices are used certain wet chemical processes which require the use of specific benches called "wet bench". Wet benches are equipped with various devices according to the type of chemical processing, the series of phases of the specific chemical processes, and the quantities of products that must undergo these processes of wet chemical processing. As a consequence, the specific wet chemical processes and the quantities of products that are subjected to these processes impose a selection of a specific number and type of wet bench. The following invention is pertained to a modular wet chemical processing system for the processing of semiconductor products. It allows, in a simple, reliable and economical way, to produce a humid chemical processing system that can be scaled in size and updated in functionality in order to make the installation and maintenance interventions simple, efficient, quick, and inexpensive. A specific object of the present invention is a modular wet chemical processing system for processing semiconductor products comprising two or more wet bench modules paired two by two, each module having one or more compartments, characterized in that the wet bench modules are laterally paired, whereby a right side of a first wet bench module is paired to a left side of a second wet bench.



➤ **Proposing subject:**

SAT Siciliana Articoli Tecnici (Experimental Development)

➤ **Project partners:**

Semi Research (Experimental Development)

Xenia Progetti (Experimental Development)

Parco Scientifico e Tecnologico della Sicilia (Industrial Research)

➤ **Time development:**

2012-2014 (30 months)

BIOGRAPHY

In 1981, the CEO, President, and Manager Engineering R&D of SAT srl, Aldo Di Leo, began his professional career, as a technical and commercial agent of spare parts and equipment for the industry. In 1987, he founded the Siciliana Articoli Tecnici srl (SAT srl), also activating the distribution of the above-mentioned products, in partnership with Graco and other US multinationals, and including important customers such as STMicroelectronics, Fiat, Enel, Eni, etc. In 2000, SAT inaugurates the innovative production plant of ultrapure spare parts made in thermoplastic and metal, obtained by CNC machining. The division is managed by the expert Giovanni Bonina, formerly a technical teacher of machine tools.

SAT also opens the extrusion division for ultrapure tubing made in Teflon PFA (the only manufacturer in Italy), coordinated by the CEO Aldo Di Leo, an ultra-decade expert in ultrapure extrusion systems. To date, the plant is operational and located in the Etna Valley in Sicily. In 2006, thanks to the experience gained in the design and construction of spare parts, the company opened the "Design and Construction Wet Bench" division, immediately including customers such as STMicroelectronics. In 2007, SAT opened the "R&D" division, participating in research projects with the University of Catania, Department of Mechanical Engineering. The project ends with great success and with the obtaining of an international patent for "Double Bellows No-Metal Parts Pump." Today the pumps are also exported in USA and ASIA. In the following years, a new research project "SAT Modular and easy up-gradable Wet Bench" will follow, also ending with amazing success and with the obtaining of several patents, all related to the development of prototypes of "Semi and/or Full Automated Wet Bench." An important contribution to the project was Semi Research srl, which has its own independent and stable organization, directed by CEO and President Federica Di Leo and Eng. Fabio Giudice, expert researcher at the University of Catania in the Department of Mechanics. Also worth mentioning is the important presence of the PST of Catania and Xenia Progetti srl, which with their Engineering teams, experts in Nanotechnologies and Semiconductors with over 30 years of experience, have given a major boost to the project for what concerns the scientific and electronic parts. Finally, an important role was played by the Control System and Omron for what concerns the realization of automation. Additionally, in 2007, SAT implemented the systems and installation of custom, latest generation machines in clean rooms, suitable for mechanical processing and molding of ultrapure spare parts. To date, SAT is among the first companies in the world in this type of processing.

Ilaria Di Leo, USA/Europe Sales & Marketing Director.

SAT Group Tel IT: (+39)391-730-4381 **Tel US:** (+1) 512-810-8006

Skype: [ilaria.dileo.sat](https://www.skype.com/user/ilaria.dileo.sat)

Email: ilariadileo@satgroup-semiconductor.com

Web: www.satgroup-semiconductor.com

A Generational Gaze: D'Annunzio's novel *Il Piacere* as advocate for political change

Di Mauro-Jackson, Moira - md11@txstate.edu
Texas State University

The relationship between modernist literary experiments and contemporary political developments associated with the crisis of Liberalism have been examined, among others, by Tratner, Levenson, and Eagleton, Jameson, and Said.¹ As literature and politics blend into a unique force to modernize man, so do the national authors use their poetics to describe the evolution of nationalism. In her essay entitled, *The Place of Liberalism*, Jordanna Bailkin brings forth this idea of evolution. She notes that "Liberal thinkers embraced the concept of evolution in time, emphasizing that individuals and societies unfolded in historical stages" (Bailkin, 83).² These historical stages unfold in literature and evolve, revolve and transform the thinking of the individuals and societies they embrace. This socio-historical evolution is the thought-transforming tool that I classify in my research as re-inscription—that is the re-writing of beliefs in reference to the times they are re-written in. My claim, within my research, is that D'Annunzio has a much more activist program for his novel, than the critics have illustrated in the past. I turn to the text's socio-historical setting in order to show how D'Annunzio constantly oscillates from narrative taken from the "reality" of the times and the narrative taken from the created "reality" of his fiction, in fact producing the same effect his hero produces in the texts with his fictitious relations alongside the more "real" ones. In conjunction with this novel, I have reviewed the typical critical assessments of D'Annunzio's novel, especially as they consider it an example of aesthetic decadence and have come to conclude that D'Annunzio's poetics is much more political than aesthetic.

BIOGRAPHY

Dr. Moira Di Mauro received her PhD at the University of Texas at Austin in Comparative Literature. Her field of study revolves around French, Italian, and English Narrative and Drama of the late 19th and early 20th Centuries. Her field of interest is meta-textuality, that is the tension between art and life, art and artifice, and the use of masks and masquerade in modern works. Her major focus lies in the French decadent period, those works following D'Annunzio's time in Italian Literature as well as various Irish writers of the turn of the century such as Bernard Shaw, Oscar Wilde, and Yeats. Since 1987, Moira, a native Italian, has been teaching French at Texas State University in San Marcos, from where she received a Master of Arts. In 2005, Moira introduced the Italian Language Program at Texas State University and directs a Summer Abroad Program to Italy every summer. Moira has traveled extensively throughout the world and currently divides her time between research and teaching in Central Texas and Florence, Italy. Her paper entitled "There Is No Place On Earth Like The World: Cultural and Sexual Politics in Behan's *The Quare Fellow* and *The Hostage*." has recently appeared in the volume on Prison Plays of the Rodopi Modern Literature Series. Moira is also the Vice

¹Michael Tratner's *Modernism and Mass Politics*, Michael Levenson's *Modernism and the Fate of Individuality*, Terry Eagleton's *The Ideology of the Aesthetic*, Jameson *The Political Unconscious: Narrative as a Socially Symbolic Act*, and Said's *Nationalism, Colonialism, and Literature*.

² Jordanna Bailkin, "The Place of Liberalism" *Victorian Studies*, 48, No. 1 (Autumn, 2005) 83-91.

President for the Central Texas Chapter of the American Association of Teachers of French (AATF) Executive Board (since Fall 2011) and the South Central Vice President of the French National Honor Society (Pi Delta Phi), covering Arizona, Arkansas, Kansas, Kentucky, Louisiana, Missouri, New Mexico, Oklahoma, Tennessee and Texas (since Fall 2010).

Moiri Di Mauro-Jackson. Ph.D. French and Italian; Department of Modern Languages, Texas State University: Phone: [512 245 2360](tel:5122452360) Fax: [512 245 8298](tel:5122458298) Email: md11@txstate.edu

5G, the Enabler of Fourth Industrial Revolution

Alessandro Di Salvo. VP Sales, NAM MN Solutions Team
Nokia Ph. +1 (469) 616 4029
alessandro.di_salvo@nokia.com

Nokia has long felt a sense of responsibility towards shaping the future of communications technology and its impact on the world. Today, as we sit on the cusp of the Fourth Industrial Revolution, we feel this responsibility more than ever.

The combination of 5G and Artificial Intelligence will change our world in ways we have only just begun to imagine. Improvements in healthcare, transport, energy distribution, education and more are sure to benefit the lives of billions of people.

5G is not just a new technology, it is a new ecosystem of technologies, collaborations, applications, devices and experiences.

About Nokia - Powered by the research and innovation of Nokia Bell Labs, we serve communications service providers, governments, large enterprises and consumers, with the industry's most complete, end-to-end portfolio of products, services and licensing. We adhere to the highest ethical business standards as we create technology with social purpose, quality and integrity.

BIOGRAPHY

Alessandro Di Salvo grew up in Trapani, a town by the sea in Sicily (Italy), then graduated in 1993 from 'Politecnico di Milano' university with a Master's Degree in Electronics Engineering in Milan, one of the biggest Italian city.

He spent 24 years working in the telecom sector, starting as R&D telecom engineer in Siemens, then joining Nokia where he spent 18 years in Milan (Italy) and 3 in Dallas, TX (USA). During his career he covered different positions, from Customer Service to Product Marketing and Sales Management, following different Customers and representing the 'Network' part of Nokia business. Most of the time his geographical responsibility used to be Europe and Latin America, even if he also supported first global 3G launch in Japan in 2001, 3G activities in Australia/New Zealand in 2003 and business development in Central Asia in 2014.

Alessandro is currently VP Sales at Nokia, heading a team of mobile network sales solutions managers serving both US and Canada markets.

He believes organization is made by people, first, roles and responsibilities, then. He loves challenge, stimulates creativity, encourages diversity and empowers people.

When not at work, he loves spending time with family and friends, as well as cultivating different activities like playing guitar, kitesurfing and always learning new things. Last but not least, Alessandro is a professional Coach, under the International Coaching Federation, ready to help others to make a leap forward in their career or life.

Challenges and opportunities of Italian immersion programs

Marialuisa Di Stefano, Giovanni Abbadessa, Gaia Giudicelli,

Marialuisa Di Stefano, marialuisa.distefano@aggiemail.usu.edu

- Gaia Giudicelli, Direttrice Scolastica della Scuola Piccoli Italiani di Boston

- Giovanni Abbadessa, Preside Scuola Piccoli Italiani di Boston. giovabba@hotmail.com

Dr. Marialuisa Di Stefano is a Lecturer in the College of Education at the University of Massachusetts – Amherst. She recently completed a postdoctoral fellowship from the Department of Engineering Education at Utah State University. She earned her Ph.D. in Curriculum and Instruction, with emphasis on Bilingual Education and Cultural Studies from Utah State University in 2017. Dr. Di Stefano collaborates with the Scuola Piccoli Italiani di Boston (Scuola PIB) (www.ScuolaPIB.org) facilitating instructional strategies and assessment that intend to bridge STEM education and bilingual education. To our knowledge, the Scuola PIB is the only New England out-of-school program (age 2-14), which offers an Italian full-immersion experience since 2014. With over 110 students, the PIB school is the largest Italian immersion out-of-school program in North America. This presentation focuses on considerations about the effectiveness of early preK-12 school Italian immersion program in the U.S. Preliminary findings in this field suggest that an early Italian immersion program: (a) contributes to students' vocabulary and cross-language connections; (b) sustains critical thinking skills related to STEM field; and (c) supports the development of hybrid and fluid identities. This session's implications include instructional strategies for current Italian teachers, teacher preparation, and educators' licensure process. Brief results and examples from the experience at the Scuola Piccoli Italiani di Boston will be provided.

BIO

Marialuisa Di Stefano is a lecturer for the College of Education. She completed a postdoctoral fellowship from the Department of Engineering Education at Utah State University. She earned her Ph.D. in curriculum and instruction, with emphasis on bilingual education and cultural studies from Utah State University. She completed a postdoctoral fellowship from the Department of Engineering Education at Utah State University. Di Stefano is a multilingual and multicultural educator, researcher, and advocate for historically marginalized groups in education. Her research interest lies in bridging perspectives between STEAM education, bilingual education, and transnational civic education, and how such intersections may lead to a more equitable education system. Di Stefano was recently awarded an NSF DRK-12 grant to facilitate professional development opportunities around engineering education in dual language classes, specifically for K-5 bilingual teachers who work with Latinx emergent, bilingual students.

Marialuisa Di Stefano, Ph.D. *Lecturer - Language, Literacy, & Culture Concentration*

University of Massachusetts – Amherst, College of Education: Department of Teacher Education and Curriculum Studies, 813 N. Pleasant St., Furcolo W259, Amherst, MA 01003

Voice: 413-545-3675 Email: marialuisadi@umass.edu

Outcomes from Mental Health and Behavioral Interventions for Children with Dual Diagnosis.

Anna Fernandez, Susan Detrick, Maurizio Battaglia

Keywords: Behavior therapy, Problem Behaviors, Psychiatric Disorders, Quality of Life

We compare the effectiveness of providing mental health and therapeutic behavioral services (TBS) against a standard mental health management approach for children with dual diagnosis of severe mental illness and intellectual disability based on a 1 year study.

TBS is a short-term and intensive, behavioral modification treatment for eligible youth ages 5-21 who are engaging in behaviors that place them at risk of hospitalization. Though time-limited, TBS provides the child with skills to effectively manage the behaviors that are jeopardizing his/her quality of life.

We employ the Child and Adolescent Needs and Strengths (CANS) survey to monitor our outcomes. CANS is a multi-purpose tool developed for children's services to support decision making, including level of care and service planning, to facilitate quality improvement initiatives, and to allow for the monitoring of outcomes of services.

In the past year, our clinic served 158 children and their families in the County of Santa Clara, California. 58 children were eligible for TBS and entered the program while 100 did not meet the severity criteria and instead received the standard mental health care.

Data-based evidence shows that children in the TBS program manifest symptom reduction and improvement in quality of life, and that their families experience a decrease in the stress levels of parenting.

Submitted to the 11th European Association for Mental Health in Intellectual Disability Congress, Luxembourg, September 21-23

BIOGRAPHY

Anna Fernandez, Director of Behavioral Health at Hope Services Inc. (San Jose, CA) is a licensed Marriage and Family Therapist (LMFT) in the State of California. She holds a BA in Religious Science from the Pontificia Università Lateranense (Rome, Italy) and an M.A. in Counseling Psychology from Santa Clara University. She has 20 years of experience in the field of public mental health. As Director of Behavioral Health Services, Anna manages and supervises the operations of a community health clinic that serves 1300 clients with intellectual disabilities and mental illness. She has been giving talks on the treatment of mental illness in individuals with intellectual disability at national and international conferences in Canada, Spain, Italy, Luxembourg and USA. For the past 20 years, Anna has been also an Instructor at the Bechtel International Center, Stanford University, developing workshops to help international students and their families to ease the adjustment to their new lives in the U.S. Her workshop "Life Changes and Life Transitions" is featured in the 2008 documentary "Women in a New Land".

Anna Fernandez, Director, LMFT
Hope Counseling Ctr, 1555 Parkmoor Ave, San Jose CA 95128
afernandez@hopeservices.org

Panel: The State of Italian in the State of Texas and Massachussets
Ieri, oggi e domani: the Italian Curriculum in the 21st century.

Daniele Forlino. dforlino@mail.smu.edu
Southern Methodist University.

My presentation aims to provide an overview of the Italian curriculum offered over the last years at Southern Methodist University and to reflect on the changes and new implementations proposed and in progress. The negative trend of Italian programs and undergraduate enrollment underlined by the last MLA report can be stopped and prevented by structured and calibrated changes that consider the entire undergraduate curriculum, new teaching methodologies (in particular the use of a Multiliteracies Framework), new formats (online language courses and computer-mediated collaborative activities), redefined topics and goals, and a revival of co-curricular activities and study abroad programs, in order to emphasize the continued relevance and applicability of Italian in many professional pathways.

BIOGRAPHY

Daniele Forlino is Lecturer of Italian at SMU and is a specialist in 20th century Italian literature and cinema, which he merges with the study of economics. He also has a substantial background in second-language pedagogy and the teaching of Italian.

Nutrition and Health.

Iris Maria Forte¹, Daniela Barone¹, Carmelina Antonella Iannuzzi¹, Francesca Pentimalli¹, Paola Indovina², Caterina Costa¹, Luigi Alfano¹, Antonio Giordano³ irisforte@yahoo.it
INT-CROM, 'Pascale Foundation', National Cancer Institute - Cancer Research Center, Mercogliano, Italy; Department of Human Pathology and Oncology, University of Siena, Siena, Italy; Sbarro Institute for Cancer Research and Molecular Medicine, Center for Biotechnology, College of Science and Technology, Temple University, Philadelphia, PA, USA

Cancer refers to a large number of diseases characterized by the development of abnormal cells that divide uncontrollably and have the ability to infiltrate and destroy normal body tissue. In 2015, cancer represented the second causes of death worldwide after heart disease. These top 10 killers account for 51% of all deaths globally and many of which are lifestyle related, therefore preventable. It is usually not possible to know exactly why one person develops cancer and another doesn't. But research has shown that certain risk factors may increase a person's chances of developing cancer. Cancer risk factors include exposure to chemicals or other substances but also include things that people cannot control, like age and family history. Many studies have looked at the possibility that specific dietary components or nutrients are associated with increases or decreases in cancer risk. The guidelines on a healthy diet to prevent tumor development are the base of the famous Mediterranean Diet, considered one of the healthiest dietary models. Although many *in vivo* and *in vitro* studies focus on the possible anti-carcinogenic properties of food-derived principles, in order to identify novel drugs for cancer chemoprevention and/or therapy, they usually investigate the action of pure phytochemicals. In our study, we evaluated the biological and molecular effects of treatment with total lipophilic extracts from two Southern Italy tomatoes, San Marzano and Corbarino, using as biological system an *in vitro* model of gastric carcinoma, a well-known cancer in which diet and life style influence both tumorigenesis and progression. Treatment with tomato extracts affected cancer cell ability to grow, while no toxic effects were observed on non-tumoral cells. We also observed a reduction of cell migration ability, an arrest of cell cycle and an increase of apoptosis death. Finally, as expected, at the molecular level, we found that cell treatment upregulated several oncosuppressor or proteins involved in apoptosis. In conclusion, our data show how tomatoes could inhibit neoplastic hallmark of gastric cancer and support a diet implementation with a continuous consumption of tomatoes. Our results confirm that a correct nutrition, especially rich in fruits and vegetables, is important both in the prevention of cancer and also as support to traditional therapies.

BIOGRAPHY

Iris Maria Forte is an oncology researcher of INT G. Pascale Foundation of Naples, Italy. She majored in Medical Biotechnology at the "Federico II" University of Naples, earned a PhD in "Oncology and Genetics" at University of Siena in 2012 and a Master of II level in "Environment and Cancer" in 2014. Iris Maria Forte works with Antonio Giordano's group since 2008 and her research interests include both molecular and translational cancer research. She published 21 articles mostly focused on understanding the molecular basis of human cancer. She worked on different kinds of human solid tumors but her research principally focused on pleural mesothelioma and on cell cycle deregulation in cancer

Iris Maria Forte, PhD - CROM - Centro Ricerche Oncologiche Mercogliano - Via Ammiraglio Bianco, 83013 Mercogliano (AV) - Italy tel: +39 08251911711 fax: +39 08251911705 email: irisforte@yahoo.it

The Role of the Social Scientist in Community and Public Health

Michelangelo Giampaoli, elmiche@hotmail.com
Chicago

This work aims to discuss how cultural anthropology can participate in the analysis, enhancement and construction of community health and wellness, particularly focusing on poor urban and peri-urban areas. We want to discuss informal and "unofficial" community health networks in communities and neighborhoods with limited access to official health centers, their operators (healers, medium, religious or community leaders) and the knowledges and practices they use to improve the quality of the life. We also reflect on institutional violence and the consequent social fragility, leaning on ethnographic examples resulting from research in Italy, Brazil and United States of America. Each of these three countries has a specific health system: the Italian one has been, since the 1920s and 1930s, predominantly public, despite recent attempts to promote the privatization of various of its sectors. On the contrary, the American health system is traditionally and strongly private, with the result that, very often, health is not seen as a right, but just as another element of the market that dominates the capitalist system. Brazil - this rapidly developing South American giant - is experiencing a complex situation in which, alongside a strong presence of the private sector, the Federal government wants to take charge of the population's wellness, through the *Sistema Único de Saúde* (SUS). Three different visions of 'public health' that we want to analyze comparatively, providing effective and critical interpretations.

Leaving the ivory towers - namely our universities and departments - and meeting different population and communities, anthropology as a social science can contribute to promote in these country (and elsewhere) a broader concept of 'Health' - not only related to the biomedical meaning - and produce socially useful works (understandable papers, books, practical actions, events) for the communities and with the communities.

BIOGRAPHY

Michelangelo Giampaoli is anthropologist and cultural heritage curator, graduated in Conservation of Cultural Heritage (2004) and in Anthropological Sciences (2006) at the University of Perugia, where for several years taught Cultural Anthropology at the Faculty of Medicine and Surgery.

PhD in Ethnology and Anthropology (2010), Post-doc in Medical Anthropology (2011-2014) and another Post-doc in Urban Anthropology (2016). For many years now he has been involved in research and enhancement of cemeteries as places of collective memory and daily life, in Italy, Brazil and France, publishing two books and many papers.

In recent years he participated in international research, carried out in Italy and Brazil, on public health, community empowerment and the experiences of deinstitutionalization in mental health. He also taught Urban Anthropology and Anthropology of the Imaginary at the UNESP of Araraquara and Cultural Anthropology and History of Religions at the Centro Universitário Barão de Mauá of Ribeirão Preto, Brazil.

Interactional Competence: An Approach to Learning Italian

M.C. Giliberti cristinagiliberti@hotmail.com
Rice University, Houston

The intention of my presentation is presenting the contribution that the Italian program at Rice has given to the research in the second language pedagogy promoted and sustained by the Center for Language and Intercultural Communication. The attention will be focused on one of the many topics that have been object of the research, which is the Interactional Competence (IC). What is IC? In the big picture, IC is the ability to perform successfully an interaction based on the characteristic of a single individual and his/her culture, a complex construct composed of several component parts that differentiated one individual from others and one culture from another. Different scholars with different shades of meaning in several different areas of second language learning and teaching have used the term and they all have stressed that command of language forms is not enough to ensure successful communication. It is our goal to explain what the strings that subtend an interaction are and how they can be thought in a L2 class.

BIOGRAPHY

Maria Cristina Giliberti holds a Masters Degree in Foreign Language and Literature from the 'Universita' degli Studi di Bari', Italy (Laurea in Lingue e Letterature Straniere, thesis on "Pirandello e lo Humour Inglese (Tra Rivalutazioni del Comico e Antinomie dell'Arte Umoristica). She earned her Dottorato di Ricerca in Italian Studies from the "Universita' degli Studi di Bari", Italy (dissertation on "Pirandello in America: Dati di Cronaca, Percorsi di Critica e Teoria") where she worked as an Assistant Professor from fall 1994 to spring 2000. She has taught Italian language at the University of Houston, University of Saint Thomas and Bellaire High School in Houston; St. Peter's Boys High School, Staten Island, New York; Otsola Settlement Education Center, Pori, Finland; and Nicolet College, Rhinelander, Wisconsin. She maintains a particular interest in 20th century Italian literature with a specific focus on the early novel and drama. Luigi Pirandello has been the main topic of her studies and publishing.

The Impact of Environment and Life Style in Human Disease

Carmelina Antonella Iannuzzi¹, Iris Maria Forte¹ Francesca Pentimalli¹, Paola Indovina², Daniela Barone¹, Caterina Costa¹, Luigi Alfano¹, Antonio Giordano³

1. *INT-CROM, 'Pascale Foundation', National Cancer Institute - Cancer Research Center, Mercogliano, Italy*
2. *Department of Human Pathology and Oncology, University of Siena, Siena, Italy*
3. *Sbarro Institute for Cancer Research and Molecular Medicine, Center for Biotechnology, College of Science and Technology, Temple University, Philadelphia, PA, USA*

Cancer is considered as "genetic disease of environmental origin". It is a multifactorial disease, extremely heterogeneous, caused by the accumulation of a critical number of genetic abnormalities and epigenetic modifications. The incidence of neoplastic pathologies is increasing and, at the same time, the close correlation between neoplastic transformation and environmental factors is increasingly evident: so, environmental contamination is a theme of primary importance worldwide. Genetics and epigenetics have helped us to demonstrate how environmental toxic agents are able to act on our genes and how this modification can be transmitted. The environmental pollutants (such as: dioxins, benzene, furans, polycyclic aromatic hydrocarbons, polychlorobiphenyls and heavy metals), are able to trigger complex and specific cellular pathways modifying the genetic and epigenetic structure of healthy cells inducing cancer development. The toxic agents can be classified as: chemical, physical and biological agents, which represent a risk for health alone or interacting in synergy with each other. It is important to underline that these modifications are not random, but affected specific areas of the genome and, through epigenetic alterations, such as hypomethylation and hypermethylation, influence gene expression. Specifically, hypomethylation would favor genomic and chromosomal instability while hypermethylation acts by blocking the function of several tumor suppressor genes such as p21, p14 or the Rb family proteins. So, recent studies have helped us to demonstrate how the environmental factors are able to turn on or off our genes and how these alterations can be transmitted directly from the parents to the children, accelerating tumor development. The scientific progress allows us to better understand the relationship between environment and cancer studying several genes simultaneously and monitoring their expression as a consequence of specific environmental exposures, therefore, in concomitant with leading to an improvement in oncological therapies, environmental pollution must necessarily be counteracted, and this, with careful primary and secondary prevention, that may represent a possibility to reduce the onset of cancer.

BIOGRAPHY

Carmelina Antonella Iannuzzi is an oncology researcher of INT G. Pascale Foundation of Naples, Italy. She majored in Medical Biotechnology at the "Federico II" University of Naples, earned a PhD in "Oncology and Genetics" at University of Siena in 2017. Carmelina Antonella Iannuzzi works with Antonio Giordano's group since 2011 and her research interests include both molecular and translational cancer research. She published 6 articles mostly focused on understanding the molecular basis of human cancer. She worked on different kinds of human solid tumors but her research principally focused on pleural mesothelioma and on cell cycle deregulation in cancer. carmelina.iannuzzi@gmail.com

Microsurgery: Application of Microsurgical Techniques in Reconstructive Surgery

Dr. Robert Ippolito

Microsurgery encompasses a field of techniques rich in research possibilities and clinical application. As equipment and material appropriate for the anastomosis of smaller blood vessels became available, the direct transfer of smaller organs and tissue was assured. The problem is primarily a technical one. As soon as the antigen-antibody reaction is understood to a point where the rejection phenomenon can be controlled or prevented, it will become possible to substitute tissue composites of homograft and allografts origin when necessary. Microsurgery techniques are necessary in restoring with more accuracy the continuity of some important tissue when have been interrupted. It is important to restore their original relationships as accurately as possible. An example of this type of problem is seen in the divided nerve containing both sensory and motor funiculi. The operating microscope is essential in evaluating the exactness of a surgical procedure in restoring the original structure orientation. Microsurgery techniques have been used in free tissue transfer. Free-tissue transfer has become an important method for reconstructing complex tissue defects. This study is a retrospective review of a 10- year experience with 176 consecutive free flaps in 698 patients. Regional applications included the head and neck (69 percent), trunk and breast (14 percent), lower extremity (12 percent), and upper extremity (5 percent). Donor sites included the rectus abdominis (195), fibula (193), forearm (133), latissimus dorsi (69), jejunum (55), gluteus (28), scapula (26), and seven others (17). Microvascular anastomoses were performed to large- caliber recipient vessels using a continuous suture technique; end- to-end anastomoses were preferred (75 percent): Flaps were designed to avoid the need for vein grafts. Conventional postoperative flap monitoring methods were used. These include clinical observation supplemented by Doppler ultrasonography, surface temperature probes, and pin prick testing. Buried flaps were either evaluated with Doppler ultrasonography or not monitored. The overall success rate for free-flap reconstruction of oncologic surgical defects was 98 percent. Fifty-seven flaps (8 percent) were re explored for either anastomotic or infectious problems. Re-explored flaps were salvaged in 40 cases (70 percent). Surviving flaps resulted in a sealed wound and did not delay postoperative healing. The incidence of major and minor postoperative complications was 34 percent. The mean duration of hospitalization was 20 days, and the average cost was \$40,224. The results of this study support the need for only seven donor sites to solve the majority (98 percent) of oncologic problems

BIOGRAPHY

Dr. Robert Ippolito received his medical degree from the University of Palermo and further training in New York State. He has been in practice for more than 20 years. He is affiliated with multiple hospitals in the area, including Dallas Medical Center and Medical City McKinney. Specializing in the complex field of reconstructive surgery, Dr. Ippolito is a board certified plastic surgeon with added qualification in the field of hand and upper extremity surgery. Although he has navigated the entire field of plastic and hand surgery for the past 30 years, Dr. Ippolito finds the reconstruction of severely mangled extremities especially challenging and rewarding, at the same time. This field is unique since it requires the successful repair of tendons, nerves, ligaments, and bone with ability to provide sensate, durable, and aesthetically pleasing coverage of damaged limbs. In essence, it combines science and art since it requires thorough expertise of extremity anatomy and function with proficiency in the use of a wide array of surgical techniques. Dr. Ippolito has spent several years as an associate professor of surgery in Europe and has been instrumental in establishing plastic and hand surgery residency programs in several countries of the Mediterranean area. He continues to actively participate as a visiting surgeon in training programs overseas.

Research on Atmospheric Turbulence and Wind Energy at the WindFluX Laboratory of the University of Texas at Dallas

Giacomo Valerio Iungo Valerio.Iungo@utdallas.edu

Atmospheric turbulence is currently one of the most complex dynamic problems in physics that is impossible to analytically describe through a set of equations. The relevance for unveiling the laws governing this chaotic motion of air particles is enhanced considering their importance for extracting power from the wind or for other physical processes, such as transport of pollutants, evolution of wild fires and civil aeronautical transportation, among others. At the Wind, Fluids and Experiments (WindFluX) Laboratory of the University of Texas at Dallas, investigations on atmospheric turbulence are carried out by combining synergistically field experiments, wind tunnel tests and CFD modeling. Over the last four years, Dr. Giacomo Valerio Iungo and his team have been working in developing a mobile LiDAR station, which enables wind turbulence measurements over distances of about 5 km with relatively high spatio-temporal resolution. For the first time, we are able to observe atmospheric turbulent structures and their interactions with different terrains over such large volumes. The typical variability of the wind field represents a big challenge for the field tests, which might limit the representativeness of the field data. This is the motivation to perform laboratory experiments at the new UTD Boundary Layer and Subsonic wind tunnel (BLAST). This facility, recently designed by Dr. Iungo, provides a very large test section, full optical access from the side walls and ceiling, in order to reproduce a downscaled velocity field analogous to that of the real atmosphere. The experimental datasets are then leveraged to develop models for predictions of turbulent transport in the atmosphere, to predict power capture from utility-scale wind turbines and optimize next generation of wind farms.

BIOGRAPHY

Giacomo Valerio Iungo graduated in 2003 with full honors in Aerospace Engineering at the University of Pisa, Italy, and in 2007 he obtained a Ph.D. in Aerospace Engineering from the same institution (in collaboration with the CSIR, Pretoria, Rep. South Africa). The contribution of his research activity was recognized by the special mention for the 2010 IAWE-ANIV prize as best Italian junior researcher in wind engineering. In the period 2010-2014, he was scientist at EPFL, where he performed wind energy research. Since September 2014, he has been Assistant Professor at the University of Texas at Dallas. As principal investigator of the WindFluX laboratory, he is actively working in the wind energy domain in order to develop state of the art facilities, such as a boundary layer wind tunnel and a mobile wind LiDAR platform. His research interests lay in the development of novel LiDAR scanning strategies to investigate the atmospheric boundary layer and developing reduced order models to simulate accurately operations of wind turbines with relatively low computational costs. The research of Dr. Iungo has been funded by the National Renewable Energy Laboratory, Pacific Northwest National Laboratory, National Science Foundation, the Gulf of Mexico Research Initiative, ARPA-E, and several industrial partners.

For more details please visit <http://www.utdallas.edu/windflux/>.

The “Inorganic” Side of Life: the Fascinating Chemistry of Metals in Biological Systems

Gabriele Meloni, Gabriele.Meloni@utdallas.edu

Department of Chemistry and Biochemistry, The University of Texas at Dallas, Richardson, TX 75080, USA.

Metals are indispensable trace elements for the chemistry of life. Because in living organisms their concentrations are low and tightly regulated to meet indispensable cellular requirements without reaching toxic levels, they are defined as essential trace elements. As a result of their unique chemical properties and reactivity, metals as iron, zinc and copper play pivotal roles in biochemical processes critical for cellular metabolic activity. On the other hand, other non-essential metals and metal complexes are toxic to cells and have been successfully exploited as therapeutic molecules (e.g. platinum-based anticancer complexes, gold anti-rheumatic drugs).

This presentation will provide insights in our research efforts towards the development and application of biochemical and biophysical tools to characterize at the molecular level the structure, reactivity and binding properties of key metal containing biomolecules that play fundamental roles in maintaining metal homeostasis in living organisms. The insights into the unique chemistry of metal binding proteins is contributing to the molecular understanding on how the homeostasis of trace elements is selectively controlled in the cellular environment and how pathological conditions can develop when these processes are not properly controlled.

BIOGRAPHY

Gabriele Meloni is originally from Como, Italy, and has obtained a high school technical degree in Chemistry and M.S. in Biotechnology from the University of Milan.

Subsequently, Gabriele expanded his interest to the chemistry of metals in biological systems and obtained a Ph.D. in Bioinorganic chemistry from the University of Zurich, Switzerland, under the supervision of Prof. Milan Vasak.

He continued his research investigating the chemistry and structural biology of transmembrane metal transporters as a postdoctoral scholar at the California Institute of Technology (with Prof. Douglas C. Rees) and Aarhus University (with Prof. Poul Nissen), supported by a Swiss National Foundation Fellowship and a Marie Curie Fellowship from the European Commission.

He joined the Department of Chemistry and Biochemistry at The University of Texas at Dallas as Assistant Professor in 2015 where his research program focused on the chemistry of metals in biological systems is currently supported by the Welch Foundation and by the National Institutes of Health.

Sacred and Solar Geometry in the Churches of the San Antonio Missions, Texas

Angela Lombardi. angela.lombardi@utsa.edu
The University of Texas at San Antonio

On the edges of the northern frontier of New Spain, in 18th century, geometry had dictated the design of facades and plans of the churches of the five San Antonio Franciscan Missions. Geometry involved the three-dimensions of the space, and included the application of 'kinematic solar geometries', engineered through the accurate alignment of parts of the buildings with the sun, and other celestial objects. The solar geometry aimed at reaching a further 'invisible dimension, through 'hierophanies', earthly manifestation of the sacred borne of light, as described by Mircea Eliade. The intent was to herald revelations regarding the divine, such as the Messiah, or supernatural intermediaries of the heavenly kingdom. Among the most famous hierophanies created exploiting astronomical objects are those in the Pantheon in Rome, the Serpent Equinox at Chichen Itza', Mexico, and Romanesque churches in Europe. The knowledge of these phenomena in the New World was lost to present day clergy and laity until they were rediscovered in the California missions. This study analyzes the application of solar geometry in the churches of Mission de la Purissima Concepcion de Acuna and San Jose y Miguel de Aguayo. In Mission Concepcion, in the main feast days related with the Marian cult (Assumption, Annunciation and Nativity), the evening sunlight beams shine through the openings above the main entrance and are reflected onto the center of the cross plan or on the main altar wall, creating an equilateral triangle of light, symbolizing the Trinity. The singular manifestation of liturgically-significant solstitial or equinoctial solar geometry was instead adopted in the church of Mission San Jose. Here, the retablo is illuminated with one single borne of light, on the Feast day of St. Joseph, St. Michael the Arcangel, St. John the Baptist and during a longer timeframe frame including Christmas and the Epiphany. The collected data were acquired through daylighting analysis, with computer-based simulations and archaeoastronomical analysis. The study shows that such astronomical engineering reveals not only the careful planning, from the missionary architects, of the buildings' elements, but also the attempt to channel the reverence of the Natives for the celestial objects into the devotion to Catholicism, similarly to the Cosmology of Pueblo Indians, where the Sun and the Moon play complementary roles in overseeing religious rituals and agricultural activities.

BIOGRAPHY

Dr. Angela Lombardi, associate professor, is, since 2017, the coordinator of the Graduate Program in Historic Preservation, at College of Architecture Construction and Planning, University of Texas at San Antonio. Her research, in the field of historic preservation, focuses on the management of historic built heritage and archaeology within contemporary urban landscape in international context and on material conservation. Dr. Lombardi's experience includes works and research projects carried out in Italy, Lebanon, Iraq and Peru. After researching on Latin American urban heritage from 2009 to 2012, she is now researching the American South west, investigating historic structures and cultural landscape conservation issues of the San Antonio missions in Texas. She is author of more than twenty publications including journal articles, conference proceedings and book chapters and is one of the editors of the book, in three languages, LIMA, Historic Center. Analysis and Restoration (Rome: Gangemi, 2012).

Italian in Texas: Present and Future Conditions

Anthony Nussmeier, anussmeier@udallas.edu
University of Dallas

There is no doubt that the study of languages and literature is in crisis. Against these negative trends, at the University of Dallas we have just approved a new B.A. degree in Italian, one founded on the identity of the university and grounded in the Western intellectual tradition. This paper will discuss the conceptual idea behind the creation of the new Italian B.A. and will also provide concrete examples of the artes liberales in the Italian classroom. The other goal of this paper is to outline the symbiotic relationship between Italy and Texas vis-a-vis the teaching of Italian. I will note the surprising number of connections between the “Republic” of Texas and the Republic of Italy before discussing the role of Italian-language programs at universities in Texas and our experience at the University of Dallas.

BIOGRAPHY

Anthony Nussmeier is Assistant Professor of Italian and Director of Italian at the University of Dallas, a Catholic liberal arts college where every undergraduate student—at least in theory—reads Dante’s *Commedia*, and where there is an Italian flag at the entrance to campus. He is Contributing Editor (Dante Studies) for *The Year's Work in Modern Language Studies*. Anthony is the author of a trio of forthcoming articles on Dante and satire, on the seventeenth-century French Dantista Gilles Ménage, and on the 1577 Latin *editio princeps* of the *De vulgari eloquentia*, and has published on related topics such as Boccaccio’s *Vita di Dante* and Dante and his poetic predecessors in journals such as *Textual Cultures*, *Medioevo letterario d’Italia* and *The Medieval Review*.

Tp53 is Inactivated by SIRT1 in *De Novo* Glioblastoma

Sara Piccirillo, Sara.Piccirillo@UTSouthwestern.edu

Li Li, and Tara Billman Department of Neurology and Neurotherapeutics, University of Texas Southwestern Medical Center, Dallas, TX, USA . Vamsidhara Vemireddy, Tomoyuki Mashimo, Elizabeth Maher and **Sara G.M. Piccirillo**, Division of Hematology and Oncology, Department of Internal Medicine, University of Texas Southwestern Medical Center, Dallas, TX, USA. Mohammad Goodarzi, Department of Biochemistry, University of Texas Southwestern Medical Center, Dallas, TX, USA. Kimmo Hatanpaa, Department of Pathology, University of Texas Southwestern Medical Center, Dallas, TX, USA. Bruce Mickey, Department of Neurological Surgery, University of Texas Southwestern Medical Center, Dallas, TX, USA.

The majority of human malignancies contain mutations of the *TP53* tumor suppressor gene. However, in *de novo* glioblastoma, the most common primary brain tumor in adults, the *TP53* gene remains intact and non-mutated (wild-type) in 72% of cases, raising the question of functional inactivation of its signaling.

Using human tumors and mouse models, we observed that wild-type Tp53 is expressed abundantly in *de novo* glioblastoma. We went on to show that the Tp53 protein lacks DNA-binding activity, thus no Tp53-mediated transcriptional program of cell arrest/cell death is induced. Analysis of this process revealed that a member of the sirtuin proteins, the deacetylase SIRT1, abolishes Tp53 transcriptional activity. Both in models using cells derived from glioblastoma patients and from genetically-engineered mice, blocking the catalytic activity of SIRT1 suppresses cell proliferation and tumor growth and restores Tp53-acetylation and transcriptional activity. Altogether, these findings uncover a previously unrecognized mechanism of Tp53 inactivation in *de novo* glioblastoma and suggest a new therapeutic strategy based on SIRT1 inhibition.

BIOGRAPHY

Dr. Sara G.M. Piccirillo, PhD is Assistant Professor at the University of Texas Southwestern Medical Center. She is originally from Milan and received her PhD in Translational and Molecular Medicine at the University of Milan-Bicocca. For her post-doctoral training, she was awarded a Marie-Curie Intra-European Fellowship for Career Development from the European Commission and joined the University of Cambridge (United Kingdom) as Research Associate. Dr. Piccirillo was then recruited to the University of Texas Southwestern Medical Center as Faculty of the Division of Hematology and Oncology, Department of Internal Medicine.

Sara Piccirillo, Ph.D. Assistant Professor, Department of Internal Medicine, Division of Hematology-Oncology, UT Southwestern Medical Center, 5323 Harry Hines Blvd., Dallas, TX 75390-9186. Phone: (214) 648-9691 Email: Sara.Piccirillo@UTSouthwestern.edu

Migration and Entrepreneurship: Italians in Germany

Edith Pichler, pichler@uni-potsdam.de

Centre for Citizenship, Social Pluralism and Religious Diversity, Universität Potsdam.

Germany needed in the 1960 workers and started to recruit more and more 'guest workers' from Italy and other Mediterranean Countries. After a period of stagnation in the nineties we can observe an Italian revival of emigration to Germany. The increase in arrivals is constant: from 24,502 people in 2010 to 57,191 in 2015 (Federal Statistical Office). In seven years the Italian population in Germany increased by almost 100,000 units (from 517,546 in 2010 and to 643,065 in 2017) and if we add people of Italian origin their number amounts to 861,000 people (Federal Statistical Office). Unlike in the fifties and sixties Italians are no longer employed in industry (29% 2017) but in the service sector (71% 2017) and here the gastronomy and food trade sectors. More and more Italians are starting their own business, also facilitated by the fact that the majority of emigrants did not come from a proletarian milieu but from families with a self-employment tradition (artisans, farmers, salesmen) and also because the tradition of Italian entrepreneurs in Germany. So after the medieval Lombard money changers, bankers or the masters of the mint and the late-Gothic or Renaissance architects, there were traders and shippers from Northern and Central Italy in the 17th and 18th centuries. They dealt with the trade of citrus fruit and clothing accessories, or they were dedicated to travelling sales, such as the sellers of plaster figurines coming from Lucca or those selling thermometers and barometers originating from the area around Lake Como. There were also numerous artisans: chimneysweeps, stone masons, construction workers, stucco decorators, and perfume producers like Gian Maria the regarded inventor of *eau de Cologne*. Furthermore, already at the end of the 19th century there were active groups of Italian ice-cream sellers, and in the gastronomy. This tradition can show its roots even today. The boom of Italian cuisine in Germany started in the late 60s and continued throughout the 70s, with the help of the so-called *Guestworker*. The success of these places may be partly attributed to the development of mass tourism, which brought in the 60s more and more Germans to Italy; for example Rimini earned the nickname "Teutonengrill" ("Teutonen' barbecue, Teutonen is an Italian-inspired, derogative term for Germans). Having gone back to Germany, many Germans, eager to relive their vacation environment, started going to Italian places. This type of 'touristic substitute function' may also explain the interior design of many Italian restaurants, which are decorated with fishing nets, oyster shells, or imitating Roman columns and 'temple vestiges'. Pizza pioneers were confronted with a market that did not always supply the appropriate goods and ingredients. They were forced to improvise, thus creating a new form of 'Italian gastronomy' for the pizza the Plockwurst and cheese had to replace mozzarella and the salamino piccante also pizzas were invented such as Hawaiian Pizza. The 80s marked a crisis, especially for traditional restaurants and pizzerias. Some Italian restaurateurs tried to overcome the crisis by improving the quality of the food and the Environment (elimination of rough plaster walls, the fishing nets, etc.). Moreover, one can observe a revival of what was once called the small and beautiful. Surely, partly because of the capital available for investment, several places have recently opened are small taverns. The menu offered in regional tradition is simple, rustic, where the products used and the wine come from family farms and wineries of the areas of origin of the owners. The success of Italian businesses has opened up new market niches for other Italians: as producers of pasta and dairy products. Others imported wines and products from their regions of origin, increasing aspects of *glocalism*. The menus have also undergone change: if in the past and in the old-fashioned restaurants, many different varieties of newly invented spaghetti dishes were to be found, now these are very minimalistic and more authentic, whether the Restaurant is luxury or frugal.

Old Style				New “authentic” Style
Pasta				Pasta e Risotto
Spaghetti	Pomodoro	E	Basilico	Tagliatelle ai porcini e bietola croccante
Spaghetti			Bolognese	Ravioli di zucca e ricotta di bufala con salsa di
Spaghetti			Carbonara	scamorza
Spaghetti			Diavolo	Gnocchi di patate con calamaretti e bottarga
Spaghetti			Amatriciana	Straccetti al finocchietto con ragù di salsiccia
Spaghetti			Orient	Spaghettoni alle vongole veraci
Spaghetti Al Pesto				Risotto al limone con crudo di gamberi e pesto
Spaghetti			Caprese	di basilico
Spaghetti	Mare	E	Monti	(http://www.boccadibacco.de/speisekarte)
Spaghetti	Con		Broccoli	
Spaghetti			Barolo	Gli Antipasti
Penne			All'Arrabiata	Burrata, olio al basilico e pomodori secchi ()
Penne	Alla		Sicilliana	Baccalà, vellutata di ceci e rosmarino Carciofi
Penne			All'Ortolana	alla romana
Penne	Al	Quattro	Formaggi	Carpaccio, rucola, Parmigiano e Balsamico al
And more and more and more.....pasta & Co.				lampone
http://www.barolo-lieferservice.de/#cat7				Misto della casa, formaggi, salumi e nostre
				verdure sott'olio
				(https://www.mastecaetasi.de/en/our-menu/dinner/)

References

- Andersen, Arne (1997), Mentalitätswechsel und ökologische Konsequenzen des Konsumismus. Die Durchsetzung der Konsumgesellschaft in den fünfziger Jahren, in: Siegrist, H./Kaelble, J./Kocka, J. Europäische Konsumgeschichte. Frankfurt/New York, S.763-791.
- Asfur, Anke/ Osses, Dietmar (2003), Neapel - Bochum - Rimini. Arbeiten in Deutschland. Urlaub in Italien. Essen.
- Pichler, Edith (2015), Gastarbeiter, Italo-Deutsch e “nuovi mobili”. Immigrazione italiana a 60 dagli Accordi bilaterali fra Italia e la Germania. In: D. Licata, a cura di. Rapporto Italiani nel Mondo 2015. Todt: Editrice Tau, 245–253.
- Pichler, Edith (2013) Immigration, lifestyles and ethnic economies. The contribution of migrants in the transformation of urban spaces in Berlin. In A. Lambertini, a cura di. The Role of Open Spaces in the Transformation of Urban Landscape. Bologna: Editrice Compositori, 151–164.
- Pichler, Edith (2011), Ethnic economics: the Italian entrepreneurs in Germany, in: Chiapparino, F. (ed.), The Alien Entrepreneur, Milano, S.54-82.
- Pichler, Edith (1997) Migration, Community-Formierung und ethnische Ökonomie. Die italienischen Gewerbetreibenden in Berlin. Berlin.
- Yildiz, Erol (2013), Die weltoffene Stadt: Wie Migration Globalisierung zum urbanen Alltag macht (Kultur und soziale Praxis). Bielefeld.
- Waldinger, R. / Aldrich, H. / Ward, R. (eds.) (1990), Ethnic entrepreneurs. Immigrant business in industrial societies. Newberry Park / London / Delhi.

BIOGRAPHY

Edith Pichler, nata a Bolzano e cresciuta a Cles (Trentino), ha studiato Scienze Politiche all'Otto-Suhr Institut della Freie Universität di Berlino conseguendo nel 1995 il dottorato di ricerca (Dr. Phil.) e nel 2014 l'Abilitazione Scientifica Nazionale (Ministero per l'Università e la Ricerca) come Professore Associato per Sociologia dei processi economici e del lavoro. Ha insegnato alla Humboldt-Universität di Berlino ed è stata Visiting Professor all'Università La Sapienza di Roma. Dal 2011 è docente presso l'Istituto di Economia e Scienze Sociali dell'Università di Potsdam. Si occupa ed ha svolto diverse ricerche su emigrazioni, etnicità, minoranze e cultura della memoria in Europa pubblicando numerosi saggi sulla presenza italiana in Germania. Alcuni dei temi trattati sono: inclusione ed esclusione simbolica di immigrati; percorsi scolastici ed esclusione giovani di origine stranieri; immigrati anziani e sicurezza sociale in Europa; identità europea e nuova mobilità; xenofobia in Germania; economia etnica e urbanizzazione; nuovi stili di vita e sostenibilità; universitari stranieri in Germania e il ruolo del capitale culturale. È membro del Rat für Migration (Council for Migration <http://www.rat-fuer-migration.de/> organo che raccoglie in Germania i maggiori studiosi sulla tematiche della migrazione); è Book review editor di «Altreitalie. Rivista internazionale di studi sulle migrazioni italiane nel mondo» del Centro Altreitalie di Torino e collabora con la Fondazione Migrantes per il Rapporto Italiani nel Mondo). Edith Pichler, Institute for Economy and Social Science at the University Potsdam (Germany), was born in Bolzano (Italy) and grew up in Cles/Trentino. She studied Political Science at the Free University Berlin, where she obtained a Ph.D. and 2014 she has received a habilitation as an Associate Professor from the Italian Ministry of University and Research in 2014. Her areas of interest include migration, ethnicity, social politics and of culture of remembrance in Europa. She is a member at the Council for Migration (Rat für Migration <http://www.rat-fuer-migration.de/>), book review editor for the International Journal of studies on Italian migrations in the world Centro Altreitalie Torino and collaborates with the Fondazione Migrantes Rome.

Allopregnanolone Biomarker axis: Towards a blood-based test to predict, diagnose and treat PTSD more efficaciously.

Graziano Pinna.

The Psychiatric Institute, Department of Psychiatry, University of Illinois at Chicago, Chicago.

Understanding the mechanisms by which the brain develops resilience, or lack thereof, could help unveil biomarkers to facilitate resilience after trauma. Currently, no specific treatments or biomarkers have been discovered for PTSD; however, 1 in 10 individuals suffers from this debilitating disorder. SSRIs are first-line treatments, but with high non-response rates. Suitable biomarkers are needed to develop efficient treatments and improve the patients' life quality, reduce costs of ineffective treatments, and facilitate rapid recovery after trauma. Identifying biomarkers is also fundamental for early detection of PTSD and rapid intervention. We observed that neurosteroid biosynthesis, including the GABAergic allopregnanolone, is impaired in PTSD, which correlates with severity of symptoms. In PTSD animal models, including the socially isolated (SI) mouse, allopregnanolone is decreased in association with increased fear responses, anxiety-like behavior and aggression. Activation of peroxisome proliferator-activated receptor (PPAR)- α by its endogenous modulator, the endocannabinoid-like, N-palmitoylethanolamine (PEA), or synthetic PPAR- α agonists induce anxiolytic-like effects, facilitate fear extinction and improve aggression in SI mice. Intriguingly, PEA, by activating PPAR- α , up-regulates allopregnanolone levels in brain areas that modulate emotional behavior supporting a GABAergic mechanism for a previously unknown role of PPAR- α on behavior regulation and opening an unexpected strategy to treat PTSD. Furthermore, the link between the neurosteroid and endocannabinoid systems, which are both altered in PTSD, may offer valuable biomarkers to predict and diagnose PTSD more efficaciously. Indeed, as a useful approach to distinguish PTSD from disorders with high symptoms overlap and differentiate various PTSD subpopulations, we propose a biomarker axis in which the synergistic effects of various biomarkers underline the constant interrelation between them. A biomarker axis for PTSD is also instrumental for future PTSD blood test development. Blood biomarker analysis during the process of diagnosis and treatment assessment will be considered vis-à-vis demographic and environmental factors. Blood-based tests are moderately invasive, reliable and objective as opposed to subjective self-reported diagnosis. The assessment of a relationship between validity of peripheral biomarkers per behavioral deficit and drug efficacy per deficient target will empower accurate prediction, diagnosis and treatment of PTSD patients. Supported by DOD W81XWH-15-1-0521.

BIOGRAPHY

Graziano Pinna is a scientist of international reputation for discoveries on depression and PTSD. He received a PhD in Neuroscience, Free University of Berlin, Germany and a Laura of Doctor in Neuropharmacology, University of Cagliari, Italy. He is an associate professor in the Psychiatric Institute, College of Medicine, University of Illinois at Chicago, and has authored articles in impact journals of psychiatry and neuroscience. He was a guest speaker in numerous international meetings and has organized drug discovery symposia on mood disorders. His research focus on biomarker, drug discovery and scientific contribution in neuropsychopharmacology include the discovery of a novel mechanism for SSRI antidepressants that impacted treatment of PTSD and depression.

The Teaching and Learning of Italian as a Second Language, Supported by Online Digital Tools: Two Case Studies in India and China.

Dr. Matteo Preabianca. matteopreabianca@yahoo.com
Zhejiang University – School of international Studies

ABSTRACT:

The Italian language has broad social implications, going beyond many educational systems, which highlights its peculiarity in foreign language teaching at any level. Offering Italian language classes becomes an important feature for several institutions. This phenomenon emerges alongside new technologies, whose importance is increasing in many societies. This essay aims to provide rigorous data about language education using the Internet. Thus, it analyses the teaching and learning of Italian as a second language, supported by online digital tools, in two case studies in India and China. In both educational systems the teaching of Italian is a pedagogical challenge, therefore, this study raises the hypothesis that these case studies may contain elements of reference and interest, given their multiple linguistic specificities, their complex socio-educational contexts, and their membership of emerging technological, social and economic scenarios. The research objective is to identify some characteristics of these teaching and learning processes supported by a telematics methodology - e-learning - in some specific geographical areas, to be able to describe their key features. The methodological design comprises a mixed descriptive method with qualitative and quantitative components. Thus, in the first part, the theoretical framework presents the theory of language teaching, the use of technologies to that effect, and a description of the linguistic factors of the countries analysed. In the experimental part, a questionnaire instrument is used to obtain data from samples of students and teachers from the analysed areas. These samples have been selected from regions with different characteristics: some rich and prosperous, and others less developed and economically disadvantaged, namely Karnataka and West Bengal in India, and Guizhou and Hebei in China. From there, data from four groups of fifty individuals has been obtained, with two of these groups being comprised of professors, and two of these groups being comprised of students. The research has tried to respond to the objectives, detecting some suggestive findings, such as the synchronous shock between the environments that incorporate technological resources and those that continue with traditional training models, an important phenomenon since the availability of resources seems to condition the language learning methods used. The lack of homogeneity in such tools is significant, and the need for appropriate infrastructures for effective on-line training.

BIOGRAPHY**EDUCATION**

PhD (cum laude) in research in Education and Socio-educational intervention, Education and Teacher Training Dept., Oviedo University, Spain.

Master in Social Research, Education and Teacher Training Dept., Oviedo University, Spain.

Master Degree in Modern Languages for International Communication, Literature & Sociological Studies Dept., Guglielmo Marconi University, Rome, Italy.

Bachelor Degree in Language and Cultural Studies, Political Sciences & Literature and Philosophy Dept., Milan University, Italy.

ACADEMIC HISTORY

Zhejiang University, Hangzhou, China (from 2018)

Amity University, Mumbai, India.

Wordsmith Institute, Kolkata, India.

Swinburne University, Melbourne, Australia.

PUBLICATIONS**Main Articles, Books & Contributions**

“Learning Language Virtually Anywhere”. IOR Global Services (December 2012)

“Fruitland”. Agorà Vox (October 2012)

“Comprehensive and Sustainable”. Agorà Vox (August 2012)

“Australia. A new Diaspora”. On The Road (April 2013)

Grammar music album (Believe: 2013)

Eat, Listen, Love Italian (Accelio Guides: 2013)

A possible educational style (Montecovello: 2013)

“Teaching English as a Second Language in India”. REDEM, Perù (January 2014)

“Different Online Learning Style”. Info Etica (January 2018)

“Online English Learning in China and India”. Editorial Academica Espanola (September 2017)

Survival and Cardiovascular Outcomes of Patients with Secondary Mitral Regurgitation.

Sannino, Anna – anna.sannino@bswhealth.org

Baylor University Medical Center, Baylor Heart and Vascular Hospital, Dallas, TX.

Anna Sannino MD, Robert L. Smith II MD, Gabriele Giacomo Schiattarella MD, Bruno Trimarco MD, Giovanni Esposito MD PhD and Paul A. Grayburn MD.

The outcomes of patients with left ventricular (LV) dysfunction and secondary mitral regurgitation (SMR) is still controversial. Aim of this study is to clarify the role of SMR on outcomes of patients with both ischemic and idiopathic cardiomyopathies.

MEDLINE, ISI Web of Science and SCOPUS databases were searched for studies published up to March 2017. Studies reporting data on outcomes in patients with SMR were included. Duplicate publication data, studies lacking data on SMR grade and its correlation with outcomes, mixed data on SMR and primary MR, studies not clearly reporting the outcome of interest and studies with a number of patients <100 were excluded. Of the initial 3820 papers identified, 1.4% was finally included. The study was designed according to PRISMA (Preferred Reporting Items for Systematic Reviews and Meta-Analyses) requirements. Two reviewers independently screened articles for fulfillment of inclusion criteria. The primary endpoint was the incidence of all-cause mortality in patients with and without SMR. Secondary outcomes included: hospitalization for heart failure (HF), cardiac mortality and a composite end-point of death, HF and cardiac transplant.

Fifty-three studies and 45,900 patients were included. The mean follow-up was 40.8±22.2 months. In 26 of 36 studies, increasing SMR severity was associated with worse LV function. When SMR was categorized as present/absent, all-cause mortality was significantly higher in the SMR group (17 studies, 26,359 patients, Risk Ratio [RR]: 1.79, 95% Confidence Interval [CI]: 1.47-2.18, $p<0.00001$); when SMR was qualitatively graded, the incidence of all-cause mortality was significantly increased in patients with any degree of SMR compared to patients without SMR (21 studies, 21,081 patients, RR: 1.96, 95% CI: 1.67-2.31, $p<0.00001$). Finally, when SMR was quantitatively graded, it remained associated with increased all-cause mortality rate (9 studies, 3,649 patients, RR: 1.97, 95% CI: 1.71-2.27, $p<0.00001$). Moreover, SMR was associated with increased risk of hospitalization for HF (RR: 2.26, 95% CI: 1.92-2.67, $p<0.00001$), cardiac mortality (RR: 2.62, 95% CI: 1.87-3.69) and death, HF and transplant (RR: 1.63, 95% CI: 1.33-1.19, $p<0.00001$). In conclusion, this is the first meta-analysis demonstrating that SMR, even when mild, correlates to adverse outcomes in patients with either ischemic or idiopathic cardiomyopathies. Because SMR is an intrinsic consequence of LV dysfunction, causality between SMR and mortality should not be implied.

BIOGRAPHY

Anna is senior research associate at the Baylor Scott and White Research Institute in Dallas, Texas. She received her MD from the University Federico II of Naples (Italy) in 2009. After completing the Fellowship in Cardiology at the same University (2015) and starting a PhD program in Experimental Medicine, she moved to the Baylor Scott and White Research Institute where she is completing her PhD program (end date October 31st 2018). Anna's background is in cardiovascular imaging and interventional echocardiography for structural heart disease. Her research interests include mitral regurgitation, aortic stenosis, the two most prevalent valve diseases worldwide and their percutaneous treatment (author of >40 papers on PubMed).

*Anna Sannino, MD, Research Associate Sr, Baylor Heart and Vascular Hospital, Dallas, Texas
Baylor Scott and White Research Institute*

Impact of Gender and Ethnicity in the Evaluation of Candidates for Political Office**Martina Santia**, msanti4@lsu.edu

Louisiana State University

Women have made major accomplishments in American politics at the local, state, and national level. Despite the recent surge of women running for public office and winning more primaries than ever before, female candidates still confront disproportionate impediments when running against male candidates. Specifically, women of color are disadvantaged compared to their white female counterpart. They experience obstacles associated with perceived gender and ethnicity simultaneously. In other words, not only do they suffer from being women, but also from being part of an ethnic minority.

My research builds upon the intersectionality literature to assess the impact of gender and ethnicity when voters are asked to evaluate candidates for political office. A convenience sample of undergraduate students was recruited to take an online survey-based experiment. Participants were asked to read a short news story containing the political message of a fictitious female candidate racing for a seat in the House. These messages were manipulated in order to appeal to ethnicity, gender, and the intersectionality of the two. This study posits two distinct hypotheses. The first predicts that Latina political candidates are disadvantaged by both their gender and ethnicity when compared to white female candidates. The second anticipates that Latina candidates are most likely to receive negative evaluations from white female voters. The results show that Latina political candidates received more negative evaluations than their white female counterpart, especially among white female voters, thus confirming the double disadvantage Latinas are exposed to when running for public office.

BIOGRAPHY

Born in Bologna, Italy, Martina Santia is a second-year doctoral student in the Media and Public Affairs program at the Manship School of Mass Communication at Louisiana State University (LA). She has an M.A. in Global Development and Peace (2017) and a B.A. in Mass Communication and International Political Economy & Diplomacy (2014) from the University of Bridgeport (CT). Martina teaches undergraduate courses in communication, including political communication and research methods. Her research interests include freedom of speech and political communication, especially government propaganda, comparative elections, and public opinion. She has interned with Save the Children U.S. and worked at her university's English Language Institute as a teaching assistant and tutor for international students.

Martina Santia, Manship School of Mass Communication, Louisiana State University
211 Journalism Building • Baton Rouge, LA 70803. Phone: (203) 923 - 4434 • Email:
msanti4@lsu.edu

The Future is Now: Explaining Artificial Intelligence for Natural Language Processing

Enrico Santus esantus@gmail.com

Artificial Intelligence (AI) is a pervasive technology that already works in the backend of almost every technology we deal with in our daily life. Google is able to retrieve specific information from millions of websites. Facebook sorts our friends' posts to optimize our engagement in the platform. Adverts are proposed after carefully observing our taste and behavior. Phones categorize pictures according to their contents and cars correct the trajectories if the driver swerves.

Most of these tasks can be performed thanks to a family of computational methods inspired to the human brain, called Neural Networks. The availability of enormous amounts of data together with the possibility of annotating data through crowdsourcing techniques has allowed both scholars and industry to adopt Neural Networks in a wide range of tasks. In this talk, I will provide a quick overview of how they work, presenting some of their most relevant achievements in the field of Natural Language Processing. I will then discuss how I have exploited them to extract information from side effect and pathology reports with high accuracy. Finally, I will introduce a future project which will deal with the automatic identification of fake news in Social Media and Internet.

BIOGRAPHY

Enrico Santus was born in Sardinia in the 1986. After his bachelor's degree in Modern Literature in Pisa, he applied his computational skills to Linguistics. During the master's degree, he studies at the King's College of London, the Hong Kong Polytechnic University and the University of Stuttgart. Graduated in Computational Linguistics in 2013, he moved to Hong Kong to pursue his PhD at the Polytechnic University. In 2016, he was awarded with the PhD, and he moved first to Singapore and then to Cambridge (MA) to continue his research as postdoc. Enrico has also worked as journalist, publishing in numerous newspapers, including L'Unità and Il Sole 24 Ore.

Research Summary. Enrico Santus is a postdoc in Natural Language Processing at MIT. His research consists in designing models that allow computers to use human language for various purposes (e.g. retrieve information, translate texts, etc.). His focus has so far been on lexical relation identification, sentiment analysis, sentence processing and information extraction from pharmaceutical and medical documents.

Heart Failure with Preserved Ejection Fraction: a Novel Model and a Novel Pathogenetic Mechanism.

Gabriele G. Schiattarella, MD PhD, gabriele.schiattarella@utsouthwestern.edu

Postdoctoral Researcher, Department of Internal Medicine - Cardiology UT Southwestern Medical Center, Dallas, TX

University of Texas Southwestern Medical Center, Dallas (TX)

[Gabriele G. Schiattarella, Francisco Altamirano, Dan Tong, Kristin French, Nan Jiang, Theodore M. Hill, Dong Ik Lee, Virginia Hahn, Kavita Sharma, David A. Kass, Zhao V. Wang, Sergio Lavandero, Thomas G. Gillette, Joseph A. Hill]

Heart failure with preserved ejection fraction (HFpEF) is a morbid and mortal syndrome affecting over 3 million people in the US alone. Yet, no evidence-based therapies exist owing to lack of informative preclinical models that recapitulate the myriad features of the clinical syndrome. Hypertension and obesity-associated metabolic disorders are common in HFpEF. Thus, we hypothesized that the concordance of mechanical stress (hypertension) and metabolic stress (obesity) is a major mechanism contributing to HFpEF. Indeed, by exposing mice to a high-fat diet (HFD) to induce obesity-associated metabolic stress combined with N-nitro-L-arginine methyl ester (L-NAME), that triggers endothelial dysfunction and hypertension, we developed and validated a novel mouse model of HFpEF. To our knowledge, this is the first truly informative mouse model of HFpEF and provides a valuable platform for deciphering underlying mechanisms. We went on to determine that the combination of HFD+L-NAME resulted in a dramatic increase in inducible nitric oxide synthase (iNOS) transcript levels in the myocardium. Reduction in the spliced form of X-box binding protein 1 (Xbp1s), a downstream effector of the unfolded protein response (UPR), derived from iNOS-dependent S-nitrosylation of inositol-requiring protein 1a (IRE1a), leading to a progressive decline in cardiomyocyte IRE1a-mediated XBP1 splicing activity. To test directly whether reduction in systemic NO levels through iNOS inhibition might ameliorate the HFpEF phenotype, we exposed HFD+L-NAME mice to a specific inhibitor of iNOS or used iNOS KO mice. Both strategies improved cardiac relaxation and exercise performance in preclinical HFpEF. In summary, we have developed a novel preclinical model of HFpEF, unveiling iNOS-driven dysregulation of the UPR pathway as a crucial mechanism of cardiomyocyte dysfunction and pathophysiology.

BIOGRAPHY

Gabriele is postdoctoral researcher at the UT Southwestern Medical Center in Dallas, Texas. He received his MD from the University Federico II of Naples (Italy) in 2009. After completing the Fellowship in Cardiology at the same University (2015) and starting a PhD program in Experimental Medicine, he moved to the UT Southwestern Medical Center where he completed his PhD program. Gabriele's background is in experimental cardiology and cellular/molecular biology. His research interests include metabolic regulation of heart failure (HFpEF and HFrEF), mitochondrial dysfunction and autophagy (author of >60 papers on PubMed). He is currently supported by a grant from American Heart Association (AHA) and has received numerous research awards including travel awards of the European Society of Cardiology (2009-2010), the Research Award for Young Investigator of the Italian Society of Cardiology (2011), the STAR Award of the University Federico II of Naples (2015), the Keystone Symposia scholarship (2017) and the Northwestern Cardiovascular Young Investigator Forum (2018).

Impact of Gender and Ethnicity in the Evaluation of Candidates for Political Office

Elisa Valentini, elisa.valentini@utexas.edu
The University of Texas at Austin.

Avant-Garde (Meta)Physics: Early 20th Century Science in the Art of Italian Futurism

After almost 110 years from the foundation of Italian Futurism and countless scholarly publications analyzing Marinetti's movement, is it still possible to add something new to the conversation? By shedding light on the long-forgotten relation of late-Victorian physics and early 20th century Italian Futurism, my research aims to answer yes. While a lot has been said about the fascination of Futurism with technology, practically no studies have addressed the crucial role played by *fin-de-siècle* science in shaping Futurist visual and literary works before the Great War. Overshadowed by Einstein's Special Theory of Relativity during the 1920s, the discoveries of X-rays, radioactivity, and electromagnetic waves profoundly changed people's perception of reality in the first decade of 1900. Those scientific findings made shockingly clear that the human eye could only perceive a small fraction of reality, while challenging all certainties on the nature of matter and space. In so doing, late-Victorian physics elicited a glorious rebirth of esoteric circles, in addition to triggering the imagination of both popular and avant-garde artists. By navigating through a selection of 1910s poems and paintings by Tuscan Futurist Ardengo Soffici, the *cinépittura* of the Ginna&Corra brothers, and texts by scientific popularizer Nigro Licò, my presentation will give you a sense of the articulated cultural resonance of an almost forgotten page of scientific history.

BIOGRAPHY

My name is Elisa Valentini. I am a native of Padua, Italy. In 2011, I graduated in Art History from the University of Padua. I continued my studies at the University of Bologna, where, in 2013, I received a Laurea Magistrale in Protection of Human Rights and Cultural Heritage in the Mediterranean Sea and Eurasia. My passion for research and teaching brought me to the U.S. to pursue my doctoral studies. I am now a fifth-year PhD student in the Department of French and Italian at the University of Texas at Austin. Here, I thoroughly enjoyed teaching all levels of Italian language, with the invaluable opportunity of being appointed to teach advanced Italian in Rome for the past two Summer semesters, as part of our Department Study Abroad Program directed by Antonella Del Fattore-Olson. I am currently on fellowship, working full time on my dissertation project. My research investigates how turn-of-the-century physics informed the abstract works of pre-World War I Italian Futurists.



Dedichiamo un momento significativo al centenario dalla fine della grande guerra 1914-1918 con un sentito ringraziamento al CNR per aver organizzato varie manifestazioni e per aver evidenziato dal punto di vista anche della Ricerca quel periodo storico, dove l'Italia ebbe un ruolo da protagonista.



Centenario Grande Guerra



Il 1914 segnò l'inizio della Prima Grande Guerra, evento che produsse profondi mutamenti nella società italiana, sia sul piano politico-economico sia su quello culturale.

Video Grande Guerra


- [Tapum: il documentario \(WebTv Cnr\)](#)
- [La Scienza ai tempi della Grande Guerra \(WebTv Cnr\)](#)
- [Tapum: la Grande guerra tra storia e ricerca \(WebTv Cnr\)](#)
- [Un fiore per ricordare la Grande Guerra \(WebTv Cnr\)](#)
- [La Grande guerra e la società.Video integrale \(Youtube\)](#)
- [Guerra e Società.Interviste \(Youtube\)](#)

Oltre a rappresentare il più grande conflitto mai visto - una carneficina che travolse l'Europa cambiandone per sempre il destino - fu anche la prima grande esperienza collettiva degli italiani, un momento di forte unione che rafforzò l'identità nazionale di tutta la popolazione e non soltanto di chi stava al fronte.

Il Cnr ricorda il Centenario della prima guerra mondiale attraverso una serie di iniziative accomunate dall'obiettivo di unire il passato e il ricordo di chi ha sacrificato la propria vita all'impegno della ricerca scientifica per promuovere un mondo migliore.

Per approfondimenti: [Articoli scientifici e libri](#)

Progetti



[I luoghi della Grande Guerra](#)

Il progetto, a cura dell'Istituto sull'inquinamento atmosferico (Iia) del Cnr, intende approfondire la conoscenza geografica sulle località coinvolte nel conflitto a partire dall'analisi dei numerosi testi storici che trattano l'argomento: diari e bollettini di guerra, memorie di combattenti, itinerari e testi ufficiali, ecc. Le località censite sono state riunite in un unico database geografico -disponibile in lingua italiana, slovena, tedesca e francese- che conta quasi 10000 'luoghi' e il collegamento a oltre 12000 voci visualizzabili sul territorio tramite un'interfaccia webGIS.



[Voci della Grande Guerra](#)

Preservare e diffondere le memorie del conflitto attraverso la pubblicazione online di un 'corpus digitale' di testi è l'obiettivo di questa iniziativa promossa dall'Università di Pisa in collaborazione l'Istituto di linguistica computazionale 'A. Zampolli' (Ilc) del Cnr, l'Università di Siena e l'Accademia della Crusca. Un archivio digitale valorizzato grazie all'utilizzo di tecniche avanzate di linguistica computazionale e web semantico che permette di ricostruire la 'polifonia' delle lingue dell'Italia in guerra: la voce ufficiale della propaganda e la voce dei soldati, la voce dei giornali e quella delle lettere, la voce delle élites di intellettuali e quella popolare, la voce del consenso e quella del dissenso.



[Ta Pum - il Cammino della Memoria](#)

Il Cnr ha partecipato al 'Cammino della memoria' nei luoghi che furono lo scenario della Grande Guerra: oltre 1.800 km suddivisi in due percorsi -uno alpinistico e uno escursionistico- per collegare i luoghi la cui storia è legata ai momenti più significativi del conflitto. Il percorso alpinistico segue la linea dei cinque fronti di guerra dallo Stelvio al Mare - Stelvio-Adamello-Giudicarie, Cadore,

Carnia, Fronte Giulia, mentre il percorso escursionistico collega le due città, Trento e Trieste, passando dall'altopiano di Asiago a Bassano, da Vittorio Veneto a Redipuglia.



L'opera di tutela del patrimonio artistico italiano durante la prima guerra mondiale (documento pdf) **Studio e valorizzazione del Carteggio**

Il progetto a cura dell'Istituto per la Conservazione e la Valorizzazione dei Beni Culturali (Cnr-ICVBC) del Cnr di Roma - in fase di realizzazione - ha l'obiettivo di studiare e valorizzare i sei volumi del "Carteggio di Guerra (1914-1919)" conservati nel *Fondo Corrado Ricci* della Biblioteca Classense di Ravenna.

Si tratta di documenti inediti raccolti per testimoniare l'immensa e complessa attività di salvaguardia e messa in sicurezza delle opere d'arte mobili e dei monumenti delle regioni del nord-est italiane minacciate dai bombardamenti austro-tedeschi; regioni che in parte, come è noto, subirono anche l'invasione nemica a seguito della disfatta di Caporetto nell'autunno del 1917. Il progetto prevede la creazione di una biblioteca digitale in un sito web dedicato e la pubblicazione di un volume.



**MIAMI SCIENTIFIC
ITALIAN COMMUNITY**

MIAMI SCIENTIFIC ITALIAN COMMUNITY
1680 Michigan Ave. - Suite 700 - Miami Beach, FL 33139

info@miamisic.org

www@miamisic.org

Facebook: @MiamiScientificItalianCommunity

Twitter: @miami_sic

Linkedin: www.linkedin.com/in/miami-scientific-italian-community-159b56113

The **Miami Scientific Italian Community** (MSIC), is a non-for profit organization of researchers, private and public institutions, bridging university and industry by promoting the transfer of innovative technologies and supporting the competitiveness of the industrial system of the State Florida, US, and internationally.

One of the objectives of MSIC is to facilitate the creation of durable institutional informational networks Italy/EU – USA on topics and opportunities offered by their respective markets, to intercept and share new and strategic business models (know-how and innovative services), generating outgoing and incoming processes for the development of new enterprises, particularly those with high degree of technological innovation, by steadily monitoring the US, Italian and European territories.

The MSIC has been recognized by the Italian Ministry of Foreign Affairs and International Cooperation [MAECI] and by the Italian Ministry of Education, University and Research [MIUR] among the organizations of Italian researchers abroad.

Moreover, MSIC promotes aggregation of small and medium enterprises (SME), academic institutions and other stakeholders in cooperative research programs, contributing to the definition of integrated proposals, optimizing venues for technology transfer and assuring complementarity of transdisciplinary approach.

Supported by the Consulate General of Italy in Miami, the MSIC promotes coordinated action by the ingenious Italian scientific community present in Miami and Florida to stimulate new synergies with Italy and the European Union.

The institutional promotion activity of the 'Italian System' is even more essential in a reality such as that of Florida and Miami in particular, where the Italian presence continues to grow and affirm in the competitive scientific, commercial, cultural and economic relations with the United States and the major Latin American communities living in the area. "

The existence in Florida of outstanding academic centers, a growing number of companies focused on technological innovation, and where the Italian scientific community is particularly distinguished is a resource to be valued for its important economic impacts locally and in the global dimension.

Starting from the integration of the multidisciplinary expertise of the community of Italian scientists working in Florida, during my term, we intend to consolidate the position of MSIC as an important catalyst for technological innovation between academia and industry and to promote strategic partnerships that could have a lasting impact on American and Italian productive activities.



MIAMI SCIENTIFIC
ITALIAN COMMUNITY

Profile

Miami Scientific Italian Community, Inc. is not-for-profit and shall be operated exclusively for scientific, literary, or educational purposes as described in Section 501(c)(3) of the Internal Revenue Code of 1986, as amended or the corresponding provision of any future United States Internal Revenue Law.

In particular, the mission shall include the promotion of scientific, scholarly, and technical interaction; facilitation and support of scientific research in the fields of innovation and technology transfer, including integrated and organic combination of fundamental and industrial research; experimental development encompassing joint participation of researchers, industry, and public research institutions towards the pursuit of scientific and technological objectives; and the like.

Mission

The MSIC mission include, but is not limited to, the following:

- planning and implementation of projects related to academic research, industrial research, technological innovation, as well as auditing and monitoring of technology;
- conducting studies and research, surveys and polls;
- performing, collecting, processing, disseminating studies, research and documentation;
- promoting and implementing initiatives in editorial writing, audiovisual or electronic;
- promoting presentations and organizing training activities, and continuing education;
- collaborating with associations, corporations, universities, and research study groups, and other public and private institutions;
- establishing internal committees and / or study groups dedicated to specific cultural, scientific, educational, organizational issues relevant to its members;
- representing and protecting the interests of its members;
- assisting its members in developing and initiating projects and activities;
- promoting relationships amongst professionals across fields and categories;
- supporting the development of new entrepreneurship in the field of advanced technologies;
- promoting the lawful transfer of technological know-how;
- providing training, including lifelong learning, technology innovation in collaboration with the institutionally responsible and training of researchers in the field of innovative technologies;
- promoting collaborative endeavors through creation of network with equivalent structures at national, EU and international level.



MIAMI SCIENTIFIC
ITALIAN COMMUNITY



RESEARCHITALY
La ricerca italiana a portata di click



INNOVITALIA
La ricerca italiana nel mondo

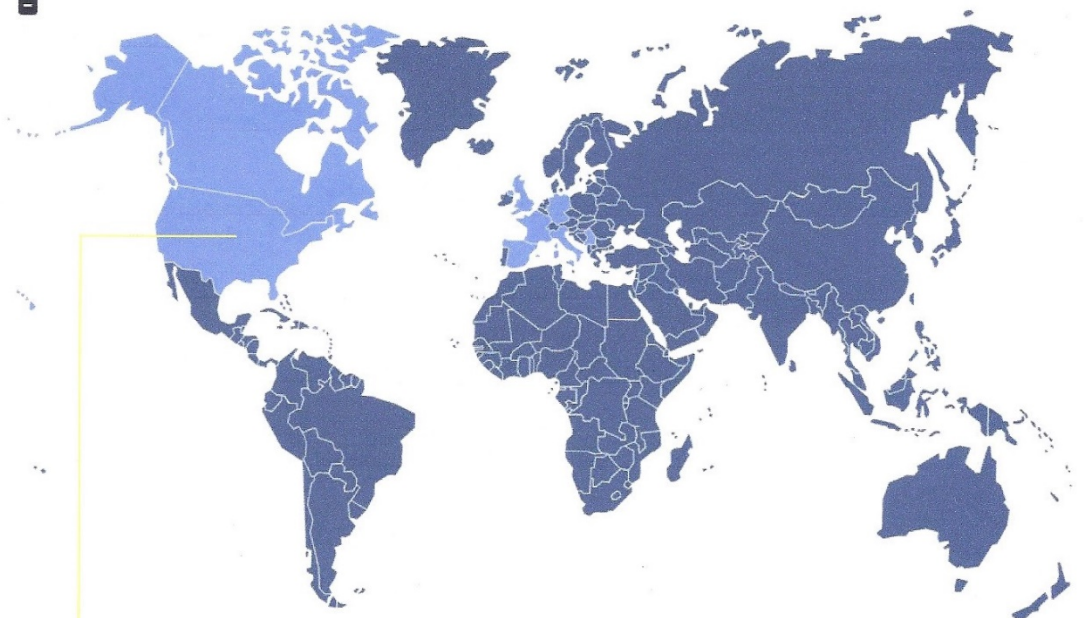
LA MAPPA DI INNOVITALIA

Protocolli Esecutivi

Addetti Scientifici

Addetti Spaziali

Associazioni



Stati Uniti d'America - ISSNAF Italian Scientists and Scholars in North America Foundation
Stati Uniti d'America - BAIA NETWORK Business Association Italy America
Stati Uniti d'America - MiamiSIC Miami Scientific Italian Community



MIAMI SCIENTIFIC
ITALIAN COMMUNITY

Board of Directors



Fabio De Furia
President



Alessia Fornoni
Executive Vice President



Massimiliano Galeazzi
Secretary



Luciano Berti
Treasurer



Domenico Calcaterra
Director - Midwest States Delegate



Andrea Macario
Director - Start up



Joseph L. Raia
Director - Institutional Relations

Past President



Antonello Pileggi
Professor, University of Miami

Honorary Member



Gloria Marina Bellelli
Consul General of Italy in Miami



Scientific Community Miami



Giovanni F. Accolla
*Professor of Literature, Journalist
and cultural promoter
Department of Modern Languages
and Literatures
College of Art & Sciences University
of Miami*



Luciano Berti
*President and CEO, owner. Hospital
medical supplies, Importer in Italy
and distributor for European and
U.S. Manufacturers*



Bruno Benedetti
*Department of Mathematics
University of Miami*



Laura Bianchi
*Associate Professor Physiology and
Biophysics – University of Miami*



Domenico Calcaterra
*Associate Professor of Surgery,
Minneapolis Heart Institute at
Abbott Northwestern Hospital at
the University of Minnesota Medical
School*



Nico Cappelluti
*Asst. Professor, Physics Depart-
ment, University of Miami*



Sharon De Furia
*English Tutor at the Speech and
Writing Laboratory in Miami Dade
College in Miami*



Gianluca D'Ippolito
*Lecturer, Department of Biomedical
Engineering, University of Miami*



Flavia Fontanesi
*Research Assistant Professor
Department of Biochemistry &
Molecular Biology
University of Miami,
Miller School of Medicine*



Alessia Fornoni
*Professor of Medicine
Chief of the Katz Family Division of
Nephrology and Hypertension, and
Director of the Peggy and Harold
Katz Family Drug Discovery Center
at the University of Miami*



Daniela Frasca
*Research Assistant Professor
Microbiology and Immunology
University of Miami
Miller School of Medicine*



Massimiliano Galeazzi
*Professor and Associate
Chair of Physics
University of Miami*



Maurizio Giannotti
*Professor of Physics
Barry University*



Gianluca Iacobellis
*Professor of Clinical Medicine
Director of University of Miami
Hospital Diabetes Service
Division of Endocrinology, Diabetes
and Metabolism
University of Miami, FL, USA*



MIAMI SCIENTIFIC
ITALIAN COMMUNITY



Italo Linfante M.D., FAHA
*Medical Director of Interventional
Neuroradiology and Endovascular
Neurosurgery at Miami Cardiac
and Vascular Institute and Baptist
Neuroscience Institute.*



Andrea Macario
*Co-founder, CMO & CPO, Kweakly
– Co-founder, Managing Director
Castacip Americas & Director ILV
Media – Founder, Startupperia*



Adj. Prof. Giuseppe Mascarella
CEO Epigenetic Ventures



Chiara Pastori
*Associate Scientist
Department of Neurosurgery/Sylve-
ster Cancer Center
University of Miami*



Milena Pinto
*Sr. Research Associate
University of Miami
Miller School of Medicine*



Fabio Potenti
*Department of Colorectal Surgery
Cleveland Clinic Florida*



Francisco M. Raymo
*Professor of Chemistry
Laboratory for Molecular Photonics
Department of Chemistry
University of Miami*



Emanuele Lo Menzo
*Director of the Research Depart-
ment - Associate Program Director
of the general surgery residency
Directorship of the surgical clerk-
ship for the medical students
Cleveland Clinic Florida*



Vita Manzoli
*Senior Research – Bioengineering
Laboratory at the Diabetes Research
Institute - University of Miami, Miller
School of Medicine - Executive PhD
in Biomedical Engineering - Politecni-
co di Milano – Biomechanics Group*



Antonio Nanni
*Lester and Gwen Fisher Endowed
Scholar, Professor and Chair Dept. of
Civil, Arch. & Environ. Engineering
University of Miami*



Marco Pahor M.D.
*Director University of Florida Insti-
tute on Aging. Professor and Found-
ing Chair Department of Aging
and Geriatric Research, College of
Medicine. University of Florida
Gainesville, Florida*



Vittorio Porciatti
*James L. Knight Professor of
Ophthalmology
Director, Vice Chair of Research
Bascom Palmer Eye Institute
University of Miami Miller School of
Medicine*



MariaGiovanna Pugliese
*Director International Project
DM Consulting – Rome, Italy*



Carlo Maria Rosati, MD
*General Surgery Resident
Indiana University School of Medi-
cine, Indianapolis, IN*



MIAMI SCIENTIFIC
ITALIAN COMMUNITY



Alberto Riva
Scientist, Bioinformatics Core, Interdisciplinary Center for Biotechnology Research, University of Florida



Marco Ruggeri
*Research Assistant Professor of Ophthalmology
Co-director of the Ophthalmic Biophysics Center for Advanced Imaging Research*



Piero Ruggeri
PhD in Law & Economics, President and Managing Director of Nervi Usa Corporation



Paolo Rusconi
*Associate Professor of Pediatrics
Interim Director and Berenson Chair in Pediatric Cardiology
Medical Director
Pediatric Heart Failure and Transplant*



Alice A. Tomei
*Assistant Professor - dept. of Biomedical Engineering - University of Miami
Director of the Islet Immunoengineering Laboratory - University of Miami
Diabetes Research Institute Professor of Medicine - Department of Medicine*



Aldo N. Serafini
*Professor of Radiology
Department of Radiology
Division of Nuclear Medicine
University of Miami School of Medicine - Professor of Medicine
Department of Medicine*



Fiorella Terenzi
*Physics & Astronomy Instructor
Florida International University,
Physics Dept Stocker Astro Center
206 - University Park, Miami*



Antonella Tosti
*Professor of Clinical Dermatology
University of Miami
Miller School of Medicine
Department of Medicine*



MIAMI SCIENTIFIC
ITALIAN COMMUNITY

International Advisory Board

To support the Board of Directors in defining programmatic, strategic and innovative activities, so that they will yield increasingly competitive effects, aiming at the facilitation of the creation of informational institutional Italy-USA networks on topics and opportunities offered by respective markets, intercepting and sharing new and strategic business models, generating outgoing e incoming processes for the development of new enterprises on their respective territories, particularly those with high degree of technological innovation. Thus, the distinguished committee will act on promoting, redirecting and stimulating the development of technologically advanced industrial base, ultimately maximizing the value of the network.



Giancarlo Abete
*President and CEO
of A.BE. T.E. SpA*



Salvatore Albani
Director of the SingHealth Translational Immunology and Inflammation Centre Professor at Duke-NUS Graduate Medical School Senior Clinical Scientist at KK Women's and Children's Hospital - Singapore



Paolo Angelucci
*President of Audiovisual
and ICT District*



Andrea Bairati



Edoardo Bemporad
*Full Professor of Materials Science
and Technology at the University
of Rome "Roma Tre"
Engineering Department*



Vincenzo Boccia
CEO Arti Grafiche Boccia



Viktoria Bodnarova
*EURAXESS Links North America
Regional Representative*



Claudia Bugno
*Special Adviser for Organization &
Development, Office of the Italian
Minister of Economy and Finance*



Paolo Cuccia
*Executive Chairman
Gambero Rosso*



Fulvio D'Alvia
Director of 4. Manager



Mario Fiumara
*Deputy Regional Manager
Italia Centrale
Unicredit Group*



MIAMI SCIENTIFIC
ITALIAN COMMUNITY



Pamela Fuertes
*Vice President
International Economic Develop-
ment Programs
THE BEACON COUNCIL*



Davide Guerrieri
*Partner at
Casucci Di Tardo & Associati*



Manuel A. Mencia
*Sr. Vice President International
Trade and Business Development
Enterprise Florida, Inc.*



Eduardo Montefusco
President of RDS



Roberto Morabito
*Director of Department for Sustain-
ability of Italian National Agency
for New Technologies, Energy and
Sustainable Economic Develop-
ment (ENEA)*



Hon. Luigi Nicolais
*Emeritus Professor of Materials Te-
chnology at the University of Naples
"Federico II"*



Daniele Pelli
*Chairman of the LUISS Alumni
International Community*



Joseph L. Raia
Shareholder – Gunster Law Firm



Carlo Robiglio
*President and CEO of the holding com-
pany Ebano S.p.A.
Vice president of the Board of Directors
of IL SOLE 24 ORE S.p.A.
Board Member General Confindustria
and Director of Magazine L'Imprenditore*



Christine I. Cally-Sanchez
*Associate Director of Miami-Florida
Jean Monnet European Union Center
of Excellence*



Fabrizio Scerch
*Managing Director US
of Camper & Nicholson*



Alberto Silvani
*Research Director for the Italian
National Research Council (CNR)*



Maurizio Talamo
*Professor of Computer Science and
Pro-Rector responsible for Innova-
tion Management at the University
of Rome, Tor Vergata*



Maurizio Tarquini
General Director of Unindustria Lazio



MIAMI SCIENTIFIC
ITALIAN COMMUNITY



Brunetto Tini
Member of Board of askanews



Christian Tirabassi
*Senior Partner
Ficom Leisure*



Teodoro Valente
*Vice Rector for Research, Innovation
and Technology Transfer of Rome
University "La Sapienza"*



Stefano Zapponini
*Guida Monaci SpA – Chairman and
Chief Executive Officer
Sistema Gioco Italia – Chairman*

SPONSORS



Thank you for all your support



SAT Group

Bio SAT Group:

SAT Group is an Italian company founded in 1987 and is a leader in semiconductor manufacturing equipment, wet bench solutions, and high purity fluoropolymer components.

The wide range of products offered include: tubings, fittings, valves, pumps, wafer carriers, Chemical Delivery Systems (CDS), Wet Benches (manual, semi-automated, fully-automated) and custom tools/equipment.

The products have a big variety of applications in the Semiconductors, Solar, Photovoltaic, Chemical, and Laboratories markets.

With more than 30 years of experience in the field, SAT Group guarantees top quality products by producing in cleanroom and with the latest technologies. The use of certified, high purity fluoropolymers and raw materials further ensures that our customers receive an excellent and high quality product.

SAT Group has a worldwide presence thanks to the headquarter located in Italy, and a network of distributors in Asia. Since 2016, we are also operative in Austin, Texas with our branch office *SAT Group USA*, further strengthening our presence in the US market.

To learn more about our company and products, feel free to visit our website at www.satgroup-semiconductor.com or contact us directly at info@satgroup-semiconductor.com

Since 1987, our mission is your success!



LIST of Authors and Organizers

Vincenzo Arcobelli	CTIM President Representative for the Council General Italians Living Abroad (CGIE)
Tiziano Barberi	PhD., Associate scientist, Head, Pluripotent Stem Cell Differentiation Laboratory, Texas Biomedical Research Institute, Southwest National Primate Research Center, San Antonio, TX
Robert Baron	Professor, Department of Architecture, University of Texas at San Antonio
Yasmine Beale-Rosano-Rivaya	Associate Professor; Spanish Linguistics at the Department of Modern Languages Texas State University
Francesca D'Alessandro Behr	PhD., Associate professor, Italian and Classical Studies, University of Houston
Mark A. Blizard.	Registered Architect Associate professor, Department of Architecture, University of Texas at San Antonio
Teodoro Bottiglieri	PhD., Program Director, Center of Metabolomics Baylor Scott & White Research Institute, Dallas, TX
Stefano Berto	PhD., Post Doc Biologist & Computational Biologist Department of Neuroscience, University of Texas Southwestern Medical Center, Dallas, TX
Lorenzo Brancaleon	PhD., Associate Professor, Department of Physics and Astronomy, University of Texas at San Antonio
Sara Bravaccini	PhD., Istituto Scientifico Romagnolo per lo Studio e la Cura dei Tumori (IRST), Mendola (FC), Italy
Sergio Carvajal-Leoni.	Texas State University San Marcos
Carlo Castruccio Castracani	PhD. Candidate, International PhD. Program in Neurosciences, University of Catania, Italy
Davide Cattano	M.D., PhD., Department of Anesthesiology and Surgery (MIST), UT Health McGovern Medical School, Houston, TX
Massimo Cocchi	Professor of Nutrition Biochemistry Department of Veterinary Medical Sciences University of Bologna, Italy
Lorenzo Colli	Department of Earth and Atmospheric Sciences, University of Houston, TX
Dario Crosetto	Crosetto Foundation for the Reduction of Cancer Deaths, Desoto, TX
Antonio D'Amore	Research assistant professor, University of Pittsburgh

<i>Fabio De Furia</i>	President of Miami Scientific Italian Community, Miami, FL
<i>Silvio De Santis</i>	Coordinator of the Italian and Latin Program, University of North Texas
<i>Valter Della Nebbia</i>	Presidente Comites Circonscrizione Consolare di Houston
<i>Ilaria Di Leo</i>	USA/Europe R &D and Sales Marketing Director, SAT Group
<i>Moira Di Mauro Jackson</i>	PhD., French and Italian Language Program, Texas State University, San Marcos, TX
<i>Alessandro Di Salvo.</i>	VP, NAM MN Solutions Team, Nokia
<i>Maria Luisa Di Stefano</i>	PhD., Lecture – Language, Literacy and Culture Concentration, University of Massachusetts, Amherst, MA
<i>Kathryn K. Eggleston</i>	
<i>Anna Fernandez</i>	LMFT, Director of Hope Counseling Ctr, San Jose, CA
<i>Daniele Forlino</i>	Lecturer of Italian, Southern Methodist University,
<i>Iris Maria Forte</i>	PhD., Fondazione Pascale, Centro Ricerche Oncologiche Mercogliano, Mercogliano (AV), Italy
<i>Maria Cristina Giliberti</i>	PhD., Chair of Italian Program, University of Rice, Houston, TX
<i>Michelangelo Giampaoli</i>	PhD., cultural anthropologist
<i>Antonio Giordano</i>	President, (SHRO) Sbarro Health Research Organization, Philadelphia
<i>Carmelina Antonella Iannuzzi</i>	PhD., Fondazione Pascale, Centro Ricerche Oncologiche Mercogliano, Mercogliano (AV), Italy
<i>Robert Ippolito</i>	M.D., Surgeon Dallas Medical Center
<i>Giacomo Valerio Iungo</i>	PhD., Assistant Professor, University of Texas at Dallas
<i>Patrizia Livreri, PhD -</i>	PhD., Professor, Department of Energy, Information Engineering and Mathematical Models, University of Palermo
<i>Angela Lombardi</i>	PhD., Associate professor, Coordinator of the Graduate Program in Historic Preservation, College of Architecture, Construction and Planning, University of Texas at San Antonio, TX
<i>Gabriele Meloni</i>	Department of Chemistry and Biochemistry, The University of Texas at Dallas, Richardson, TX
<i>Anthony Nussmeier</i>	Director of Italian Department University of Dallas
<i>Sara Piccirillo</i>	M.D., PhD., Assistant professor, University of Texas Southwestern Medical Center, Dallas, TX

<i>Edith Pichler</i>	PhD., Centre for Citizenship, Social Pluralism and Religious Diversity, University of Potzdam, Germany
<i>Graziano Pinna</i>	PhD., Associate professor, The Psychiatric Institute, Department of Psychiatry, University of Illinois at Chicago, Chicago,
<i>Matteo Prebianca</i>	PhD., School of International Studies, Zhejiang University
<i>Martina Santia</i>	Manship School of Mass Communication, Louisiana State University
<i>Gabriele Schiattarella</i>	MD, PhD., Post doctoral researcher, UT Southwestern Medical Center, Dallas
<i>Anna Sannino</i>	MD., PhD. Candidate and Research assistant, Baylor University Medical Center, Baylor Heart and Vascular Hospital, Dallas, TX
<i>Enrico Santus</i>	Postdoc in Natural Language Processing at MIT
<i>Ruben Sonnino</i>	Organizing Committee and Comites Representative Houston
<i>Elisa Valentini</i>	PhD. Candidate , Department of Italian and French, The University of Texas at Austin
<i>Maryann Webster</i>	Organizing Committee and Comites Representative Houston

ACKNOWLEDGEMENTS

CTIM (Comitato Tricolore per gli Italiani nel Mondo) in cooperation with The Committee for Italians Abroad (Comites Houston) would like thank all participants and wish you continued success in your careers.

We would like to thank all the sponsors, the cooperation the Consulate General of Italy in Houston, and all the support received by the Public and Private Institutions, and for the special commitment and effort to the organizing committee of the 13th edition: Francesca D'Alessandro Behr, Moira Di Mauro Jackson, Angela Lombardi, Ruben Sonnino, and Mary Ann Webster





Richland College





City of Dallas

